



Maratha Mandal's
Nathajirao G Halgekar Institute of Dental Sciences & Research Centre,
R S No. 47A/2, Near KSRP Ground, Bauxite Road, Belagavi – 590 010
Karnataka, India

Phone: 0831-2477682 Fax: 0831-2479323
Email: mmnghids@gmail.com Website: www.mmhc.edu.in

DETAILS OF ACADEMIC COMMITTEE
YEARWISE 2017-2022

Sl.No	Details
1	Lesson plan department wise
2	Meeting details



Maratha Mandal's
Nathajirao G Halgekar Institute of Dental Sciences & Research Centre,
R S No. 47A/2, Near KSRP Ground, Bauxite Road, Belagavi – 590 010
Karnataka, India

Phone: 0831-2477682 Fax: 0831-2479323
Email: mmnghids@gmail.com Website: www.mmde.edu.in

30/11/2022

LESSON PLAN

Every year at the beginning of academic session every department prepares lesson plan according to Rajiv Gandhi University of Health Sciences curriculum for BDS and MDS program. The lesson plan is prepared for both theory and practical/clinics. Every department meticulously follows and executes the plan efficiently, which in turn helps in completing the syllabus well in time so that students get adequate time to study for University exams.

Dr. Ramakant Nayak
Principal

M.M's. N.G. Halgekar Institute of Dental Sciences
& Research Centre, Belagavi-590010.

DEPARTMENT OF ORAL MEDICINE AND RADIOLOGY
IIIRD BDS GUIDELINES

Clinical hours: 70 hours

Number of hours posted: 92.5 hrs.

General information

1. Recording of the case and radiographic interpretation to be completed within 1 hr at department
2. Signature for the recorded case to be taken on the same day
3. Log book entry along with staff's signature to be completed during second posting
4. Completed log book to be submitted during preliminary practical exam
5. To maintain rough log book

Third Year Discussion Topics and Clinical Quota

First Posting Discussion Topics

Sr no	No. of days	Discussion topic
01	Day 1 and 2	Orientation of the department
02	Day 2 and 3	Case history
03	Day 4	x-ray production
04	Day 5	X-ray film composition
05	Day 6	IOPA interpretation
06	Day 7	Processing of x-ray film
07	Day 8	Normal anatomic radiographs
08	Day 9	Dental caries and periapical inflammatory lesions
09	Day 10	Drugs: antibiotics, analgesics and corticosteroids
10	Day 11	Asepsis and sterilization

(To refer for oral radiology : white and pharaoh, 6th edition)

Second posting discussion topics and clinical quota

Sr. no.	No of days	Discussion topic
		Work assigned
01	Day 1 and 2	Interpretation of minimum of 4 radiographs + 2 bitewings
02	Day 3 and 4	Making and processing of 04 radiographs
03	Day 5,6, and 7	Small topic seminar PPT presentation of 15 mins each
04	Day 8,9, and 10	Taking two cases histories (any patient, need not be TOP +)
05	Day 11, 12, and 13	Taking two case histories with TOP +
06	Day 14, 15, and 16	Discussion with 2 nd MDS red and white lesions Vesiculo Bullous lesions , bacterial and fungal and viral infections
07	Day 17, 18 and 19	End posting review



Professor & Head
Dept. of Oral Medicine & Radiology
M.M's. N.G. Halgekar Institute of Dental Sciences
& Research Centre, Belagavi - 590010

Dr. Ramakant Nayak
Principal

M.M's. N.G. Halgekar Institute of Dental Sciences
& Research Centre, Belagavi-590010.




Professor & Head
Dept. of Oral Medicine & Radiology
M.M's. N.G. Halgekar Institute of Dental Sciences
& Research Centre, Belagavi - 590010

DEPARTMENT OF ORAL MEDICINE AND RADIOLOGY

IIIrd BDS 2021-2022

Programme	No. of courses where inter-disciplinary / interdepartmental courses/training were built in the programme
3 rd BDS	Oral Medicine and Radiology
	Theory- Didactic lectures, group discussion
	Practical: Intraoral techniques demonstration and Radiograph Interpretation
	Identification of oral diseases on patients


Professor & Head
Dept. of Oral Medicine & Radiology
M. M's. J. G. Hegdekar Institute of Dental Sciences
& Research Centre, Belgaum - 590010


Professor & Head
Dept. of Oral Medicine & Radiology
M. M's. J. G. Hegdekar Institute of Dental Sciences
& Research Centre, Belgaum - 590010

ORAL MEDICINE THIRD YEAR TOPICS (20 hours – Uni req)

Year: 2021 - 2022

Batch: Regular

S.No	Date / Day FRIDAY	Topic	Staff
1	20/5/22	Bacterial & fungal Infections - Syphilis, TB, Actinomycosis, scarlet fever, Cat scratch disease, Noma, mucormycosis	Dr. Rohini
2	27/5/22	Viral Infections – HSV, Hepatitis, Infectious mononucleosis & HIV and its oral manifestation	Dr. Renuka
3	3/6/22	Endocrine, metabolic and nutritional disorders - oral manifestations	Dr. Sujata
4	10/6/22	Red & White lesions	Dr. Renuka
5	17/6/22	Red & white lesions	Dr. Renuka
6	24/6/22	Red & white lesions	Dr. Renuka
7	1/7/22	Oral manifestation of hematologic diseases – RBC disorders	Dr. Sujata
8	8/7/22	Oral manifestation of hematologic diseases – WBC disorders	Dr. Praveena
9	15/7/22	Bleeding & Clotting disorders	Dr. Renuka
10	22/7/22	Cervicofacial Lymphadenopathy	Dr. Sujata
		Internal Assessment	

[Signature]
 Head of the Department
 Dept. of Oral Medicine & Radiology
 M. N. G. Halgekar Institute of Dental Sciences
 & Research Centre, Belgaum - 590010

[Signature]
 Professor & Head
 Dept. of Oral Medicine & Radiology
 M. N. G. Halgekar Institute of Dental Sciences
 & Research Centre, Belgaum - 590010

ORAL RADIOLOGY THIRD YEAR TOPICS (8 hours – Uni req)

Year: 2021 - 2022

Batch: Regular

S.No	Date / Day FRIDAY	Topic	Staff
1	7/1/22	Radiation Physics	Dr. Rohini
2	21/1/22	Radiation Physics	Dr. Rohini
3	28/1/22	Radiation Physics	Dr. Rohini
4	4/2/22	Radiation safety & protection	Dr Praveena
5	11/2/22	Biologic effects of ionizing radiation	Dr Praveena
6	18/2/22	Projection Geometry & Object Localization	Dr. Sujata
7	25/2/22	X-ray films	Dr Praveena
8	4/3/22	Intensifying screens & Grids	Dr Praveena
9	11/3/22	X-ray processing and faults	Dr. Rohini
10	18/3/22	Image characteristics	Dr Praveena
11	25/3/22	Quality Assurance & Infection control	Dr. Sujata
12	1/4/22	Normal radiographic anatomy	Dr. Renuka
13	8/4/22	Principles of Intraoral techniques –IOPA	Dr. Renuka
14	22/4/22	Principles of Intraoral techniques –Bitewing, Occlusal	Dr. Rohini
15	29/4/22	Principles of Radiographic Interpretation	Dr. Sujata
16	6/5/22	Radiographic Interpretation Dental caries	Dr. Rohini
17	13/5/22	Radiographic Interpretation -periodontal disease	Dr. Renuka
		Internal Assessment	

Last Class :**Extra Classes:**



 Professor & Head
 Dept. of Oral Medicine & Radiology
 M. N. G. Halgekar Institute of Dental Sciences
 & Research Centre Belgaum - 590010

ORAL RADIOLOGY THIRD YEAR TOPICS (8 hours – Uni req)

Year: 2022

Batch: ODD

S.No	Date / Day FRIDAY	Topic	Staff
1	29/4/22	Principles of Radiographic Interpretation	Dr. Sujata
2	13/5/22	Radiographic Interpretation -periodontal disease	Dr.Renuka
3	5/8/22	Radiation Physics	Dr. Rohini
4	12/8/22	Radiation Physics	Dr. Rohini
5	19/8/22	Radiation Physics	Dr. Rohini
6	26/8/22	Radiation safety & protection	Dr Prachi
7	2/9/22	Biologic effects of ionizing radiation	Dr Praveena
8	9/9/22	Projection Geometry & Object Localization	Dr. Sujata
9	16/9/22	X-ray films	Dr Praveena
10	23/9/22	Intensifying screens & Grids	Dr Praveena
11	30/9/22	Image characteristics	Dr Praveena
12	7/10/22	X -ray processing and faults	Dr. Rohini
13	14/10/22	Quality Assurance & Infection control	Dr. Sujata
14	21/10/22	Normal radiographic anatomy	Dr.Prachi
15	28/10/22	Principles of Intraoral techniques –IOPA	Dr.Renuka
16	4/11/22	Principles of Intraoral techniques –Bilewing, Occlusal	Dr. Rohini
17	18/11/22	Radiographic Interpretation Dental caries	Dr. Rohini
		Internal Assessment	



Professor & Head
Dept. of Oral Medicine & Radiology
M. N. G. Halgekar Institute of Dental Sciences
& Research Centre, Belgaum - 590010

DEPARTMENT OF ORAL MEDICINE AND RADIOLOGY

IV BDS GUIDELINES

Clinical hour: 100 hours

Numbers of hours posted: 72 hrs

General instructions

1. Recording of the case and radiographic interpretation to be completed within 1 hr
2. Signature for the recorded cases to be taken on the same day
3. Log book entry along with staff signature to be completed during second posting
4. Completed log book to be submitted for inspection during preliminary practical exam
5. Rough log book to be maintained.

RGUHS Prescribed quota:

1. 10 case histories
2. 25 IOPA
3. 2 bitewing radiographs
4. Interpretation of 25 IOPA radiographs

FIRST POSTING

Case history – 10

Radiographs with interpretation

Posting leaving exam (3 days before the last day of postings)

Practical: case history including radiographic interpretation and treatment planning

Viva: oral medicine: red and white lesions + 3rd yr. topics

Radiology: 3rd yr. discussion topics

SECOND POSTING

Case history – 10

Radiographs – 10

Posting leave exam (3 days before the last day of posting)

Practical : case history including radiographic interpretation and treatment planning

Viva: oral medicine . vesiculobullous lesions, oral cancer

Oral Radiology: Radiation physics,


Radiation safety and production

Projection geometry and object localization

Intensifying screens and grids quality assurance and infection control



Professor & Head
Dept. of Oral Medicine & Radiology
M. P. S. G. Halgekar Institute of Dental Sciences
& Research Centre, Belgaum - 590010





Professor & Head
Dept. of Oral Medicine & Radiology
M. P. S. G. Halgekar Institute of Dental Sciences
& Research Centre, Belgaum - 590010

DEPARTMENT OF ORAL MEDICINE AND RADIOLOGY

IVBDS 2021-2022

Programme	No. of courses where inter-disciplinary / interdepartmental courses/training were built in the programme
4th BDS	Oral Medicine and Radiology
	Theory- Didactic lectures, group discussion, Flipped Classes
	Practical: Intraoral techniques demonstration and Radiograph Interpretation


Professor & Head
Dept. of Oral Medicine & Radiology
M. M's. G. Halgekar Institute of Dental Sciences
& Research Centre Belgaum - 590010



Professor & Head
Dept. of Oral Medicine & Radiology
M. M's. G. Halgekar Institute of Dental Sciences
& Research Centre Belgaum - 590010

ORAL RADIOLOGY FINAL YEAR TOPICS(14 hours – Uni req)

Year: 2021 - 2022

Batch: Regular

S.No	Date / Day	Topic	Staff
1	27/12/21	OPG	Dr.Renuka
2	3/1/22	Inflammatory lesions of the jaws	Dr. Rohini
3	5/1/22	Cysts of the jaws	Dr Praveena
4	10/1/22	Extra oral radiography	Dr. Sujata
5	12/1/22	Digital imaging	Dr Praveena
6	17/1/22	Specialized radiographic technique- Conventional tomography, CT,CBCT, MRI	Dr Praveena
7	19/1/22	Specialized radiographic technique- US, Thermography, Scintigraphy, Xeroradiography, contrast studies	Dr.Renuka
8	24/1/22	Benign Tumors of the jaws	Dr.Renuka
9	31/1/22	Benign Tumors of the jaws	Dr.Renuka
10	7/2/22	Malignant Tumors of the jaws	Dr. Sujata
11	14/2/22	Malignant Tumors of the jaws	Dr. Sujata
12	21/2/22	Disease affecting the structure of bone	Dr. Rohini
13	28/2/22	Disease affecting the structure of bone	Dr. Rohini
14	2/3/22	TMJ Imaging	Dr Praveena
15	7/3/22	Trauma radiology	Dr.Renuka
16	9/3/22	Salivary gland Imaging	Dr. Sujata
17	14/3/22	Miscellaneous- max sinusitis, antrolith, eagles syndrome, myositis ossificans	Dr. Rohini
18	16/3/22	Radiographic DD – RL, Mixed & RO lesions	Dr Praveena
		Internal Assessment	


 Professor & Head
 Dept. of Oral Medicine & Radiology
 M. N. HALGEKAR Institute of Dental Sciences
 & Research Centre Belgaum - 590010

ORAL MEDICINE FINAL YEAR TOPICS (31 hours – Uni req)

Year: 2021 - 2022

Batch: Regular

S.No	Date / Day	Topic	Staff
1	21/3/22	Ulcerative, vesicular & bullous lesions	Dr. Renuka
2	23/3/22	Ulcerative, vesicular & bullous lesions	Dr. Renuka
3	28/3/22	Pigmented lesions of oral mucosa	Dr. Praveena
4	30/3/22	Pigmented lesions of oral mucosa	Dr. Praveena
5	4/4/22	Oral Cancer	Dr. Rohini
6	11/4/22	Oral Cancer	Dr. Rohini
7	18/4/22	Salivary gland diseases	Dr. Sujata
8	25/4/22	Salivary gland diseases	Dr. Sujata
9	2/5/22	Orofacial pain	Dr. Rohini
10	4/5/22	Orofacial pain	Dr. Rohini
11	9/5/22	TMJ disorders	Dr. Sujata
12	11/5/22	TMJ disorders	Dr. Sujata
13	16/5/22	Oral manifestations of systemic diseases – CVS, Pregnancy, Diabetes	Dr. Sujata
14	18/5/22	Oral manifestations of systemic diseases – RS, CNS, GIT	Dr. Praveena
15	23/5/22	Diseases of Tongue	Dr. Renuka
16	25/5/22	Forensic odontology	Dr. Praveena
		Internal Assessment	

Last Class :**Extra Classes:**


 Professor & Head
 Dept. of Oral Medicine & Radiology
 M. M. N. G. Halgekar Institute of Dental Sciences
 & Research Centre, Belgaum - 590010

ORAL RADIOLOGY FINAL YEAR TOPICS(14 hours – Uni req)


Year: 2022

Batch: ODD

S.No	Date / Day	Topic	Staff
1	26/5/22	Specialized radiographic technique- Conventional tomography, CT,CBCT, MRI	Dr Praveena
2	30/5/22	Cysts of the jaws	Dr Praveena
3	6/6/22	Digital imaging	Dr Praveena
4	20/6/22	Salivary gland Imaging	Dr. Sujata
5	7/9/22	OPG	Dr.Renuka
6	12/9/22	Specialized radiographic technique- US, Thermography, Scintigraphy, Xeroradiography, contrast studies	Dr.Renuka
7	14/9/22	Inflammatory lesions of the jaws	Dr. Rohini
8	19/9/22	Extra oral radiography	Dr. Sujata
9	21/9/22	Benign Tumors of the jaws	Dr.Renuka
10	26/9/22	Benign Tumors of the jaws	Dr.Renuka
11	28/9/22	Malignant Tumors of the jaws	Dr. Sujata
12	3/10/22	Malignant Tumors of the jaws	Dr. Sujata
13	10/10/22	Disease affecting the structure of bone	Dr. Rohini
14	17/10/22	Disease affecting the structure of bone	Dr. Rohini
15	31/10/22	TMJ Imaging	Dr Praveena
16	2/11/22	Trauma radiology	Dr.Renuka
17	7/11/22	Miscellaneous- max sinusitis, antrolith, eagles syndrome, myositis ossificans	Dr. Rohini
18	9/11/22	Radiographic DD – RL, Mixed & RO lesions	Dr Praveena
		Internal Assessment	

MARATHA MANDAL'S NATHAJIRAO G. HALGEKAR INSTITUTE OF DENTAL SCIENCES & RESEARCH CENTRE, BELGAUM


 Dr. Praveena
 Head of Department
 Dept. of Oral Radiology & Radiations
 M. M. G. Halgekar Institute of Dental Sciences & Research Centre, Belgaum - 581110


 Professor & Head
 Dept. of Oral Medicine & Radiations
 M. M. G. Halgekar Institute of Dental Sciences & Research Centre, Belgaum - 581110

ORAL MEDICINE FINAL YEAR TOPICS (31 hours – Uni req)

Year: 2022

Batch: ODD

S.No	Date / Day	Topic	Staff
1	16/5/22	Orofacial pain	Dr. Rohini
2	23/5/22	Orofacial pain	Dr. Rohini
3	13/6/22	Diseases of Tongue	Dr.Renuka
4	27/6/22	Oral manifestations of systemic diseases –CVS, Pregnancy, Diabetes	Dr. Sujata
5	4/7/22	Pigmented lesions of oral mucosa	Dr Praveena
6	6/7/22	Pigmented lesions of oral mucosa	Dr Praveena
7	11/7/22	Salivary gland diseases	Dr. Sujata
8	13/7/22	Salivary gland diseases	Dr. Sujata
9	18/7/22	Oral Cancer	Dr. Rohini
10	20/7/22	Oral Cancer	Dr. Rohini
11	25/7/22	TMJ disorders	Dr. Sujata
12	27/7/22	TMJ disorders	Dr. Sujata
13	1/8/22	Oral manifestations of systemic diseases –RS, CNS, GIT	Dr Praveena
14	8/8/22	Forensic odontology	Dr Praveena
15	22/8/22	Ulcerative ,vesicular & bullous lesions	Dr.Renuka
16	29/8/22	Ulcerative ,vesicular & bullous lesions	Dr.Renuka
17	5/9/22	Ulcerative ,vesicular & bullous lesions	Dr.Renuka
		Internal Assessment	


Professor & Head
Dept. of Oral Medicine & Radiology
M. M. B. S. Halgekar Institute of Dental Sciences
& Research Centre, Belgaum - 590010


Professor & Head
Dept. of Oral Medicine & Radiology
M. M. B. S. Halgekar Institute of Dental Sciences
& Research Centre, Belgaum - 590010

DEPARTMENT OF PUBLIC HEALTH DENTISTRY

Final Year BDS-2021-2022

THEORY: 60Hrs PRACTICALS: 200Hrs

PUBLIC HEALTH
DENTAL PUBLIC HEALTH
WATER
WASTE MANAGEMENT
SOCIAL SCIENCES AND HEALTH BEHAVIOUR
BEHAVIOUR OF CHILD IN THE DENTAL OFFICE
GENERAL EPIDEMIOLOGY
EPIDEMIOLOGY, ETIOLOGY AND PREVENTION OF PERIODONTAL DISEASE
EPIDEMIOLOGY, ETIOLOGY AND PREVENTION OF MALOCCLUSION
SURVEY PROCEDURES IN DENTISTRY
PLANNING AND EVALUATION
HEALTH CARE DELIVERY
DENTAL MANPOWER
FINANCE IN DENTAL CARE
RESEARCH METHODOLOGY
BIOSTATISTICS
OCCUPATIONAL HAZARDS IN DENTISTRY
ESTABLISHING AND MAINTAINING A DENTAL OFFICE
MOBILE DENTAL CLINICS
HEALTH ECONOMICS
ETHICS IN MEDICINE AND DENTISTRY
INTRODUCTION TO DENTISTRY (IDA, DCI)
CASE HISTORY
HEALTH EDUCATION AND PROMOTION
EPIDEMIOLOGY, ETIOLOGY AND PREVENTION OF DENTAL CARIES
CARIES ACTIVITY TESTS
EPIDEMIOLOGY, ETIOLOGY AND PREVENTION OF ORAL CANCER
NUTRITION AND ORAL HEALTH
INFECTION CONTROL IN DENTISTRY
ATRAUMATIC RESTORATIVE TREATMENT (ART)
PIT AND FISSURE SEALANTS
FLUORIDES (TOPICAL AND SYSTEMIC)
SCHOOL DENTAL HEALTH PROGRAMMES
INDICES IN DENTAL EPIDEMIOLOGY
DENTAL AUXILIARY
INFECTION CONTROL IN DENTISTRY
MEDICAL JURISPRUDENCE

Maratha Mandal's Nathajirao G. Halgekar Institute of Dental
Sciences and Research Centre, Belgaum, Karnataka

DEPARTMENT OF PUBLIC HEALTH DENTISTRY

Final Year BDS-2021-2022

Theory -

TOPICS COVERED BEFORE 1st INTERNAL ASSESSMENT

1. Introduction to Dentistry
2. Public Health
3. Indices
4. Health Education And Promotion
5. Primary Health Care
6. Health And Diseases
7. Level Of Prevention
8. General Epidemiology
9. Epidemiology Of Dental Caries
10. Fluorides (Topical and Systemic)
11. Planning And Evaluation
12. ART
13. Pit And Fissure Sealants

TOPICS COVERED AFTER 2nd INTERNAL ASSESSMENT

1. Dental Public Health
2. Water
3. Waste Management
4. Social Sciences And Health Behaviour
5. Behaviour Of Child In Dental Office
6. Epidemiology, Etiology And Prevention Of Periodontal Diseases
7. Epidemiology, Etiology And Prevention Of Malocclusion
8. Epidemiology, Etiology And Prevention Of Oral Cancer
9. Survey Procedures In Dentistry
10. Health Care Delivery
11. Research Methodology

12. Biostatistics
13. Case History
14. Caries Activity Tests
15. Mobile Dental Clinics
16. Medical Jurisprudence
17. School Dental Health Programmes
18. Nutrition And Oral Health

TOPICS COVERED BEFORE PRELIMINARY EXAMINATION

1. Dental Manpower
2. Finance In Dental Care
3. Occupational Hazards In Dentistry
4. Establishing And Maintaining A Dental Office
5. Ethics In Medicine And Dentistry
6. Infection Control In Dentistry
7. Dental Auxiliary
8. Health Economics

ENTIRE SYLLABUS FOR PRELIMINARY EXAMINATION


Department of Public Health Dentistry
MM's N.G. Halgekar Institute of Dental Sciences
& Research Centre, Belagavi-590010

**Maratha Mandal's Nathajirao G. Halgekar Institute of Dental
Sciences and Research Centre, Belgaum Karnataka**

**DEPARTMENT OF PUBLIC HEALTH DENTISTRY
Final Year BDS-2021-2022**

PRACTICALS

TOPICS COVERED BEFORE 1st INTERNAL ASSESSMENT


1. OHI, OHI-S Index
2. DMFT, DMFS Index
3. Gingival Index
4. Plaque Index
5. Russell's Index

TOPICS COVERED BEFORE 2nd INTERNAL ASSESSMENT

1. Case History
2. CPITN Index
3. CPI with Loss Of Attachment
4. WHO Performa

TOPICS COVERED BEFORE PRELIMINARY EXAMINATION

1. Pit And Fissure Sealant Discussion And Demonstration
2. Topical Fluoride Discussion And Demonstration
3. ART Discussion And Demonstration
4. PHC Visit
5. Health Education Material Preparation
6. Survey Report




Department of Public Health Dentistry
N.G. Halgekar Institute of Dental Sciences
& Research Centre, Belagavi-590010

**Maratha Mandal's Nathajirao G. Halgekar Institute of
Dental Sciences and Research Centre, Belgaum ,
Karnataka**

**DEPARTMENT OF PUBLIC HEALTH DENTISTRY
INTERN BATCH-2021-2022**

- Attending 8 camps in a month
- Survey (Kadoli)
- Completing 20 comprehensive cases
- Working in Geriatric care clinic
- Working in Specially abled clinic
- Participating in various national and international days
- Making PPT'S and Videos on Health education (English ,Hindi,Kannada and Marathi language)



Department of Public Health Dentistry
N.G.Halgekar Institute of Dental Sciences
& Research Centre, Belagavi-590010

IV BDS 2021-2022 ORAL AND MAXILLOFACIAL SURGERY

Date	Topic
22-12-2021	Mandibular fractures
28-12-2021	Mandibular fractures
04-01-2022	Mandibular fractures
11-01-2022	BLS –Introduction
18-01-2022	Mandibular fractures
25-01-2022	Mandibular fractures
01-02-2022	Mandibular fractures
08-02-2022	Midface fractures
15-02-2022	Midface fractures
22-02-2022	Cysts and tumors
08-03-2022	Midface fractures
15-03-2022	Midface fractures
22-03-2022	Midface fractures
12-04-2022	Midface fractures
19-04-2022	Impactions
26-04-2022	Impactions
24-05-2022	Revision role play and gaming
14-06-2022	Impactions
20-06-2022	Cysts and tumors
15-07-2022	Preprosthetic surgeries
18-07-2022	Preprosthetic surgeries
19-07-2022	Salivary gland tumors
22-07-2022	Management of Oral cancers
25-07-2022	Space infections
26-07-2022	Space infections
26-07-2022	Oral cancer
26-07-2022	Space infections
27-07-2022	Space infections
27-07-2022	Preprosthetic surgeries
07-08-2022	ZMC fractures
08-08-2022	TMJ Ankylosis
08-08-2022	TMJ Ankylosis



IV BDS THEORY 2022-2023 ORAL AND MAXILLOFACIAL SURGERY

10-10-2022	ATLS
11-10-2022	Salivary gland tumors
18-10-2022	ATLS
31-10-2022	Mandibular fractures
08-11-2022	Mandibular fractures
14-11-2022	Non neoplastic conditions of salivary glands
15-11-2022	Salivary gland tumors
21-11-2022	Osteomyelitis
22-11-2022	Mandibular fractures
28-11-2022	Management of mandibular fractures
29-11-2022	Revision of exodontia
05-12-2022	TMJ Ankylosis
06-12-2022	Cysts and tumors
12-12-2022	Cysts and tumors
13-12-2022	Theories of LA
19-12-2022	Feedback
20-12-2022	Maxillary sinus
26-12-2022	Maxillary sinus
27-12-2022	Maxillary sinus
02-01-2023	Local anaesthesia
03-01-2023	Medical emergencies
09-01-2023	TMJ Ankylosis
10-01-2023	Medical emergencies
16-01-2023	Medical emergencies
17-01-2023	Revision
23-01-2023	TMJ ankylosis
24-01-2023	TMJ Subluxation
30-01-2023	Oral cancer
31-01-2023	Oral cancer
06-02-2023	Oral cancer
07-02-2023	Medical emergencies
13-02-2023	Impactions
14-02-2023	Impactions
20-02-2023	Impactions
21-02-2023	Impactions
27-02-2023	ATLS
28-02-2023	Revision of midface fractures
06-03-2023	Mandibular fractures
07-03-2023	Revision
13-03-2023	Mandibular fractures



14-03-2023	Salivary glands
20-03-2023	Mandibular fractures
21-03-2023	Salivary glands
27-03-2023	Salivary glands
28-03-2023	Condylar fractures
03-04-2023	Osteoradionecrosis
10-04-2023	Space infections
11-04-2023	Space infections
17-04-2023	Space infections
18-04-2023	Space infections
24-04-2023	Elevators
25-04-2023	Elevators
01-05-2023	Case History
02-05-2023	Transalveolar extraction
08-05-2023	Transalveolar extraction
09-05-2023	Mode of action of LA
15-05-2023	ZMC fractures
16-05-2023	Cleft lip and palate
22-05-2023	Cleft lip and palate
23-05-2023	Orthognathic surgeries
29-05-2023	Orthognathic surgeries
30-05-2023	Revision



III BDS THEORY

2021-2022

24/12/2021	Introduction to LA
31/12/2021	Revision
07/01/2022	Introduction to oral surgery
14/01/2022	LA
21/01/2022	GA/LA/Sedation
28/01/2022	Complications of LA
04/02/2022	Exodontia
11/02/2022	Techniques of extraction
18/02/2022	Elevators
04/03/2022	Elevators
11/03/2022	Case history
25/03/2022	Pharmacology of LA
01/04/2022	Pharmacology of LA
08/04/2022	Case history
22/04/2022	Maxillary blocks
29/04/2022	Maxillary blocks
12/05/2022	Mandibular blocks
27/05/2022	Mandibular blocks
03/06/2022	Revision
10/06/2022	Mandibular blocks
17/06/2022	Revision
22/06/2022	Exodontia
24/06/2022	Infection control
01/07/2022	Revision
06/07/2022	Local complications



III BDS THEORY

2022-2023

14/10/2022	Introduction to LA
28/10/2022	Revision
04/11/2022	Introduction to oral surgery
18/11/2022	LA
25/11/2022	GA/LA/Sedation
02/12/2022	Complications of LA
09/12/2022	Exodontia
16/12/2022	Techniques of extraction
23/12/2022	Elevators
30/12/2022	Elevators
06/01/2023	Case history
13/01/2023	Pharmacology of LA
20/01/2023	Pharmacology of LA
27/01/2023	Case history
03/02/2023	Maxillary blocks
10/02/2023	Maxillary blocks
17/02/2023	Mandibular blocks
24/02/2023	Mandibular blocks
03/03/2023	Revision
10/03/2023	Mandibular blocks
17/03/2023	Revision
24/03/2023	Exodontia
31/03/2023	Infection control
21/04/2023	Revision
28/04/2023	Local complications
05/05/2023	Systemic complications
12/05/2023	Systemic complications
19/05/2023	Sterilization and disinfections
26/05/2023	Trigeminal neuralgia
02/06/2023	Revision



MARATHA MANDAL'S N. G. H. INSTITUTE OF DENTAL SCIENCE AND RESEARCH CENTRE
DEPARTMENT OF PROSTHODONTICS
DISTRIBUTION OF TOPICS

DEPARTMENT OF PROSTHODONTICS
I BDS DENTAL MATERIALS
2021-2022

	TOPICS	NAME OF STAFF MEMBERS
1	Introduction	Dr Smitha P
2	Structure and behavior of materials	Dr Smitha P
3	Impression materials and duplicating materials:	Dr Smitha P
4	Gypsum Products	Dr Smitha P
5	Waxes and baseplate materials	Dr Smitha P
6	Denture base resins	Dr Chithra M
7	Metals and Alloys	Dr Zarir Ruttonji
8	Investment Materials Introduction	Dr Rajesh Swami


DEPARTMENT OF PROSTHODONTICS
I BDS DENTAL MATERIALS

MANIPULATION OF GYPSUM PRODUCTS

- 1) Manipulation Of Dental Plaster and making of Cubes.
- 2) Manipulation Of Dental Stone

IMPRESSION MATERIALS –

- 1) Manipulation of impression compound
- 2) Demonstration of manipulation of other impression materials


Professor & Head
DEPT. OF PROSTHODONTICS
& CROWN & BRIDGE
Mm's N. G. Halgekar Institute of
Dental Sciences & Research Centre
BELGAUM- 590010


II BDS DENTAL MATERIALS

2021 - 2022

SL.No.	Topic covered before 1st Internals	Name of Staff
1.	Introduction, History ,Aim and scope of studying Dental materials	Dr Chithra M
2.	Physical ,Mechanical and Biological properties of Dental materials	Dr Chithra M
3.	Impression materials and Duplicating materials (requirements, classification, and properties.	Dr Chithra M
4.	Gypsum and gypsum products(properties ,classification, manipulation and uses)	Dr Chithra M
5.	Waxes and base plate materials (properties ,classification and use)	Dr Chithra M
6.	Denture base resins(classification, properties ,manipulation)	Dr Chithra M
7.	Metal and metal alloys (soldering ,welding ,brazing ,flux and antflux)	Dr Chithra M
8.	Chemistry of synthetic resins used in dentistry	Dr Chithra M
9.	Dental porcelains (classification ,composition ,chemistry of setting bonding ,and repair of porcelains)	Dr Chithra M
10.	Casting gold alloys (classification ,composition ,uses)	Dr Chithra M
11.	Dental casting investment	Dr Smita P
12.	Casting procedure and casting defects	Dr Sasirekha
13.	Base metal casting alloys	Dr Sasirekha
14.	Abrasive and polishing agents	Dr Sasirekha
15	Dental implant materials	Dr Zarir R

II ND BDS DENTAL MATERIALS PRATICALS

- 1) Demonstration of manipulation of impression materials
- 2) Manipulation of Irreversible Hydrocolloids
- 3) Manipulation of low fusing impression compound
- 4) Manipulation of zinc oxide eugenol impression paste
- 5) Manipulation of elastomeric impression materials
- 6) Demonstration of manipulation of Reversible Hydrocolloid(agar agar)


Professor & Head
DEPT. OF PROSTHODONTICS
& CROWN & BRIDGE
Mm's N. G. Halgekar Institute of
Dental Sciences & Research Centre
VELGAUM- 590010

**MARATHA MANDAL'S N. G. H. INSTITUTE OF DENTAL SCIENCE AND
RESEARCH CENTRE
DEPARTMENT OF PROSTHODONTICS
DISTRIBUTION OF TOPICS
PRE CLINICAL PROSTHODODNTICS
II BDS (THEORY)
2021-2022**

SL .No.	Topic covered	Name of Staff
1	Introduction to Prosthodontics - Scope and Definition	Dr.Preeti Astagi
2	All related definitions and terminologies from glossary	Dr.Preeti Astagi
3	Introduction to mouth preparation - in brief	Dr.Preeti Astagi
4	Steps in Fabrication In Complete denture	Dr.Preeti Astagi
5	Articulators and face bow	Dr Preeti Astagi
6	Selection of Teeth	Dr.Preeti Astagi
7	Occlusion	Dr.Viraj Patil
8	Try in Procedures	Dr.Preeti Astagi
9	Processing Procedures	Dr.Preeti Astagi

**PRE CLINICAL PROSTHODODNTICS
II BDS (PRACTICALS)**

- 1.Pouring of master cast
- 2.Fabrication of maxillary and mandibular record bases
3. Fabrication of maxillary and mandibular occlusal rims
4. Mounting on mean value articulator
- 5.anterior teeth arrangement
6. Posterior teeth arrangement
7. Finishing and polishing of Class I teeth arrangement(10 nos)
- 8.Denture Processing (1 nos)

BT

Professor & Head
DEPT. OF PROSTHODONTICS
& CROWN & BRIDGE
Mm's N. G. Halgekar Institute of
Dental Sciences & Research Centre
BELGAUM- 590010

MRATHA MANDAL'S N. G. H. INSTITUTE OF DENTAL SCIENCE AND RESEARCH CENTRE
DEPARTMENT OF PROSTHODONTICS
DISTRIBUTION OF TOPICS

III BDS

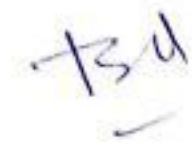
2021 - 2022

COMPLETE DENTURE PROSTHESIS TOPICS TO BE COVERED IN III BDS

SL. No.	Topic covered	Name of Staff
1	Introduction to Complete Denture	Dr. Zarir Ruttonji
2	Diagnosis and Treatment Planning	Dr. Zarir Ruttonji
3	Diagnostic Impressions in Complete Denture	Dr. Viraj Patil
4	Primary Impressions in Complete Denture	Dr. Zarir Ruttonji
5	Secondary Impressions in Complete Denture	Dr. Zarir Ruttonji
6	Jaw relations in Complete denture	Dr. Zarir Ruttonji
7	Lab Procedures Prior to Try-in	Dr. Zarir Ruttonji
8	Try-in	Dr. Viraj Patil
9	Complete Denture Insertion	Dr. Ajaykumar Nayak
10	Relining and Rebasing in Complete Dentures	Dr. Ajaykumar Nayak
11	Special Complete Denture	Dr. Ajaykumar Nayak

III BDS (CLINICS)


1. Recording case history of dentulous and edentulous patients
2. Impression making using irreversible hydrocolloid impression material
3. Fabrication of Removable Partial Denture (2 nos.)
4. Fabrication of Complete Denture (1 no.)


Professor & Head
DEPT. OF PROSTHODONTICS
& CROWN & BRIDGE
Mm's N. G. Halgekar Institute of
Dental Sciences & Research Centre
BELGAUM- 590010

MARATHA MANDAL'S N. G. H. INSTITUTE OF DENTAL SCIENCE AND RESEARCH CENTRE
DEPARTMENT OF PROSTHODONTICS
DISTRIBUTION OF TOPICS ACCORDING TO I TERM
IV BDS


2021-2022

SL.NO.	TOPIC COVERED
COMPLETE DENTURE (Dr.Preethi Kusugal)	
1	Relating the patient to the articulator and Articulators
2	Selecting artificial teeth for edentulous patients
3	Preliminary Arrangement of Artificial teeth
4	Balanced Occlusion
5	Completion of the try in
6	Patient instructions, after care and recall and management of the patient complaints
7	Osseo integrated - Support prosthesis
8	Maxillofacial Prosthesis
9	Emergencies in Prosthodontics
REMOVABLE PARTIAL DENTURE (Dr.R.B.Hallikerimath)	
1	Terminologies in RPD
2	Introduction to RPD
3	Classification of partially edentulous arches
4	Surveying
5	Mouth preparations for RPD
6	Maxillary major connectors
7	Mandibular major connectors
8	Direct Retainers
9	Indirect Retainers
10	Impression procedures in RPD
11	Role of Stress breakers in RPD
12	Stress control in RPD
13	Casting Procedures and Defects in RPD
14	Occlusal considerations in RPD
15	RPD designing
16	Lab procedures in RPD
FIXED PARTIAL DENTURE (Dr. AJAY NAYAK)	
1	Full veneer preparation
2	Partial veneer preparation
3	Fluid control
4	Gingival retraction
5	Impression making in FPD
6	Lab procedures in FPD
7	Provisional restorations
8	Pontics
9	Cementation of Fixed Partial Denture
10	Resin bonded bridge


Professor & Head
DEPT. OF PROSTHODONTICS
& CROWN & BRIDGE
 Mm's N. G. Halgekar Institute of
 Dental Sciences & Research Centre
 WILGAUM-590010

CLINICAL ASSIGNMENTS (IV BDS)

1. Complete dentures- 3 numbers.
2. RPD- 5 numbers.
3. FPD preparation on one anterior and one posterior tooth
4. Relining and Rebasing- 1 each
5. Immediate denture- 1 each
6. Single denture- 1 each


Professor & Head
DEPT. OF PROSTHODONTICS
& CROWN & BRIDGE
MRS. N. G. Halgarkar Institute of
Dental Sciences & Research Centre
BELLGAUM- 580010

**MARATHA MANDAL'S N. G. H. INSTITUTE OF DENTAL SCIENCE AND
RESEARCH CENTRE
DEPARTMENT OF PROSTHODONTICS**

INTERNS

2021-2022

- 1) Chair side diagnosis and case history recording.
- 2) Complete denture Fabrication
- 3) Removable Partial Denture Fabrication
- 4) Assisting Post Graduate Students
- 5) Encouraging Interns to present seminars
- 6) Maintenance of Clinical Records
- 7) Assisting Post Graduate Students during surgical cases



**Professor & Head
DEPT. OF PROSTHODONTICS
& CROWN & BRIDGE
Mm's N. G. Halgekar Institute of
Dental Sciences & Research Centre
BELGAUM- 590010**

**MARATHA MANDAL'S N. G. H. INSTITUTE OF DENTAL SCIENCE AND
RESEARCH CENTRE BELAGAVI
DEPARTMENT OF PROSTHODONTICS**

POST GRDAUTE STUDENTS

2021-2022

I MDS

1. Theoretical exposure of all applied aspects of Prosthodontics
2. Commencement of Dissertation topics.
3. Finalizing Topic for Library Dissertation
4. Short study relevant to Prosthodontics.
5. Acquaintance with books, journals related to Prosthodontics
6. Acquire knowledge of instruments, equipment, and research tools in Prosthodontics.
7. Participation and presentation in seminars, didactics lectures
8. Evaluation - Internal Assessment examinations on Applied subjects

II MDS

1. Acquired confidence in obtaining various phases and techniques for provide Prosthodontic therapy.
2. Acquiring confidence by clinical practice with sufficient numbers of patient requiring tooth and tooth surface restorations.
3. Adequate number of complete denture prosthesis and techniques higher clinical approach by utilizing in semi-adjustable articulators, face bow and graphic tracing
4. Adequate numbers of R.P.D. covering all clinical partially edentulous situation
5. Treating single edentulous situation by implant support
6. Journal Club Presentation
7. Seminar on recent Advance
8. Commencement of Dissertation Research work

III MDS

1. Treating craniofacial defects Management of orofacial esthetics Prosthetic management of TMJ syndrome Occlusal rehabilitation
2. Full Mouth rehabilitation
3. Short Study publication process Participation and presentation in seminars, didactics lectures
4. Completion of Dissertation and Submission
5. Completion of Library Dissertation and Submission of the department


Professor & Head
DEPT. OF PROSTHODONTICS
& CROWN & BRIDGE
Mm's N. G. Halgekar Institute of
Dental Sciences & Research Centre
BELGAUM- 590010

Discussion topics for I MDS students

2021-2022

S no	Topic	Name of Staff
1	Anatomical Landmarks	Dr R B Hallikerimath
2	Spacer Designs	Dr Zarir Ruttonji
3	Impression In Complete Denture	Dr Preethi Kusugal
4	Secondary Impressions in Complete denture	Dr Viraj Patil
5	Orientation Jaw relation	Dr Preeti Astagi
6	Vertical Jaw relation	Dr Preethi Kusugal

Discussion topics for II MDS students

S no	Topic	Name of Staff
1	Vertical Jaw relation	Dr R B Hallikerimath
2	Gothic arch tracing	Dr R B Hallikerimath
3	Horizontal Jaw relation	Dr Preethi Kusugal
4	Immediate Denture	Dr Zarir Ruttonji
5	Overdenture	Dr Zarir Ruttonji
6	RPD Designing	Dr R B Hallikerimath
7	Major and Minor Connectors	Dr Ajaykumar Nayak
8	Direct and Indirect retainers	Dr Viraj N Patil

Discussion topics for III MDS students

S no	Topic	Name of Staff
1	Unconventional dentures	Dr Viraj N Patil
2	Stress Equalization on RPD	Dr R B Hallikerimath
3	Principle of tooth preparation , Pontic Design	Dr Viraj Patil
4	Impression In FPD	Dr Preethi Kusugal
5	Implants	Dr Zarir Ruttonji
6	Full Mouth rehabilitations	Dr R B Hallikerimath
7	Smile Designing	Dr Preethi Kusugal



Professor & Head
DEPT. OF PROSTHODONTICS
& CROWN & BRIDGE
Mm's N. G. Halgekar Institute of
Dental Sciences & Research Centre
BELGAUM- 590010

Department of Conservative Dentistry and Endodontics
UNDERGRADUATE LESSON PLANNING -2021-2022 for Odd/Regular Batch
II BDS Pre-Clinical Conservative Dentistry

1. Theory -Didactic Lectures, Group Discussion
2. Practical : class I ,class II ,class V Exercise On Plaster Models ,Extracted Teeth,Typhodont
- 3.**Demonstration:** Root canal access cavity opening on Upper Central incisor,Light cure composite , Glass Ionomer Restorations, inlay cavity preparation, Wax pattern, investing, casting, polishing and cementation of cast restoration and Demonstration of endodontic Instruments.

II BDS DENTAL MATERIALS

1. Theory - Didactic lectures, Group discussion
2. practical- Cement manipulation and amalgam mixing
3. Identification of spotters of different dental materials

III B.D.S

17. Theory, Didactic lectures ,group discussions
18. Demonstrations on patients
19. Case history taking
20. Class I tooth preparation for composite and amalgam restorations

IV B.D.S

21. Theory, Didactic lectures ,group discussions
22. Demonstrations on patients
23. Case history taking
24. Class I,II,III composite and amalgam restorations in patients.
25. Anterior root canal treatment on extracted teeth


Professor & Head
Dept. of Conservative Dentistry & Endodontics
M. M's.N.G Halgekar Institute of Dental Science
Research Centre, Belgaum 590010.

UG PLANNER FOR ACADEMIC YEAR 2021-2022

II BDS

PRE-CLINICAL CONSERVATIVE DENTISTRY

Theory incharge – Dr. Hemanth V

Practical incharge – Dr Hemanth V & Dr Asim

Theory classes: 38 Hours

Sl. No.	Topic	Hours	Staff
1	Introduction to Conservative Dentistry	1	Dr Madhu P
2	Definition, aim and scope of Conservative Dentistry and Endodontics	2	Dr Hemanth V
3	Classification of cavities	2	Dr Madhu P
4	Preventive measures of caries	1	Dr Asim J
4	Nomenclature	2	Dr Hemanth V
5	Various chairside position	2	Dr Asim J
6	Tooth numbering system	1	Dr Hemanth V
7	Restoration – Definition and objectives	1	Dr Hemanth V
8	Hand cutting instruments	4	Dr Hemanth V
9	Rotary cutting instruments	2	Dr Hemanth V
10	Principles of tooth preparation	5	Dr Hemanth V
	• Silver amalgam		
	• Cast gold inlay		
	• Composite resins		
	• Glass ionomer		
11	Matrices retainers and wedges	2	Dr Asim J
12	Tooth Separators	2	Dr Asim J
13	Finishing and polishing of restoration	1	Dr Asim J
14	Management of deep carious lesion	3	Dr Asim J

15	Access cavity and root canal instruments	3	Dr Hemant V
16	Inlay preparations	2	Dr Hemant V
17	Class I inlay preparations	2	Dr Hemant V

Topics covered for 1st internal examination

1	Introduction to Conservative Dentistry
2	Definition, aim and scope of Conservative Dentistry and Endodontics
3	Classification of cavities
4	Nomenclature
5	Principals of cavity preparation
6	Various chairside position
7	Tooth numbering system
8	Restoration – Definition and objectives

Topics covered for 2nd internal examination

1	Rotary cutting instruments
2	Hand cutting instruments
3	Matrices retainers and wedges
4	Separators
5	Preventive measures of caries

Topics covered for preliminary examination

1	Finishing and polishing of restoration
2	Management of deep carious lesion
3	Access cavity and root canal instruments
4	Inlay preparations
5	Revision of all discussion topics

PRACTICAL EXERCISES - 200 Hours

- Preparation of 1" cube in Plaster of paris -7 Nos. Preparation of geometric cavities in the above cubes.
- Preparation of Tooth models in plaster and preparation of cavities and restoration with modelling wax.
 - a. Incisors - 1
 - b. Pre-Molars – 2
 - c. c. Molars – 4
- Preparation of Cavities on Typhodont and/or Extracted Natural Teeth

CAVITIES PREPARATION (30)

- Class I - 8
- Class II – 12
- Class III - 2
- Class V – 4
- Class I with 2 extensions
- 2 MOD (1 Upper molar) (1 Lower Molar)

II. INLAY PREPARATION: (3)

- Class II(1) + (1) MOD
- Class V anterior & posterior (1)

ADDITIONAL DEMO

- a. **Pulp capping** : Direct/ Indirect on extracted teeth
- b. **Pulpotomy** on extracted posterior teeth
- c. **Root canal access cavity opening** on Upper Central incisor.
- d. **Demonstration on Extracted Tooth –**
 - of Light cure composite and Glass Ionomer Restorations.
 - of Instrumentation and Obturation of root canal.
 - Wax pattern, investing, casting, polishing and cementation of cast restoration

II Year – BDS

DENTAL MATERIALS

Theory incharge – Dr.Suprit Pawar

Practical incharge – Dr Vinay S, Dr Suprit P

Sr No	TOPIC	Moderator
1	Dental porcelains - types, composition, role played by each ingredient, manipulation, advantages and disadvantages, aluminous, porcelain, castable porcelain, metal fused porcelain, and porcelain repair materials.	Dr.Suprit Pawar
2	Tooth restorative materials - Classification and ideal properties	Dr.Suprit Pawar
3	Cavity bases, liners and varnishes.	Dr.Suprit Pawar
4	Restorative resins - Brief history of resins as tooth restorative materials, filled resins (composite resins) - classification, chemistry of setting, composition, properties, uses, manipulation advantages and disadvantages, acid etching, bonding agents (Enamel and dentin bonding systems), Pit and fissure sealants	Dr.Suprit Pawar
5	Direct filling Gold - types, advantages, disadvantages, brief study of manipulation (cold welding).	Dr.Suprit Pawar
6	Silver amalgam alloy - Brief history, classification, composition, role played by each ingredient, setting reaction, properties, manipulation and uses, Comparative study of all types of silver amalgams Mercury Hygiene and Toxicity	Dr.Suprit Pawar
7	Casting gold alloys - Classification, corrosion, contents and role played by each ingredient, indications, white gold, uses.	Dr.Suprit Pawar
8	Dental casting investments - (Refractory materials) Classification, composition, setting reaction, manipulation and technical consideration.	Dr.Suprit Pawar

9	Casting procedures and casting defects, in general	Dr.Suprit Pawar
10	Base metal casting alloys - properties, composition and uses of Co-Cr, St.steel	Dr.Suprit Pawar
11	Abrasives and polishing agents - Clinical & Laboratory.	Dr.Suprit Pawar
12	Materials used in orthodontia Luting cements, direct bonding agents, St. Steel, properties and gauzes of wires of gold, st. steel, Co-Cr and titanium alloys, brackets	Dr.Suprit Pawar
13	Dental implant materials - History, biological properties and different designs	Dr.Suprit Pawar
14	Infection control	Dr.Suprit Pawar
15	Artificial tooth material	Dr.Suprit Pawar
16	Separating media	Dr.Suprit Pawar
17	Die spacers	Dr.Suprit Pawar
18	Tray adhesives	Dr.Suprit Pawar
19	Petroleum jelly	Dr.Suprit Pawar
20	Articulating paper	Dr.Suprit Pawar
21	Pressure indicating paste	Dr.Suprit Pawar
22	Endodontic materials	Dr.Suprit Pawar
23	Comparative studies between metallic and nonmetallic denture base.	Dr.Suprit Pawar
24	Bioglass	Dr.Suprit Pawar
25	Sprues	Dr.Suprit Pawar
26	Setting expansion, hygroscopic expansion, thermal expansion	Dr.Suprit Pawar
27	Dentifrices.	Dr.Suprit Pawar

I. Topics covered before 1st I.A

- 1) Tooth restorative materials - Classification and ideal properties:
- 2) Cavity bases, liners and varnishes.
- 3) Restorative resins - Brief history of resins as tooth restorative materials, filled resins (composite resins) - classification, chemistry of setting, composition, properties, uses, manipulation advantages and disadvantages, acid etching, bonding agents (Enamel and dentin bonding systems), Pit and fissure sealants.

II) Topics covered before 2nd I.A

- 1) Direct filling Gold - types, advantages, disadvantages, brief study of manipulation (cold welding)
- 2) Silver amalgam alloy - Brief history, classification, composition, role played by each ingredient, setting reaction, properties, manipulation and uses, comparative study of all types of silver amalgams Mercury Hygiene and Toxicity

II) Topics covered before prelims.

- 1) Miscellaneous.
- 2) Endodontic material.

PRACTICAL EXERCISES

Demonstration & manipulation of all materials.

Exercises to be done by each student:

- 1) Manipulation and pouring impressions - identify setting time and working time and working time with reference to proportion, water temp, and spatulation time.
- 2) Self-cure and heat cure acrylic resin manipulation and curing.
- 3) Cements - manipulation and studying setting time and working time for luting, base & restoration.
- 4) Silver Amalgam - manipulation, trituration.

I. Before 1st I.A

- 1) Manipulation of ZoE
- 2) Discussion of liners and bases
- 3) Manipulation of zinc phosphate
- 4) Discussion of ZoE
- 5) Discussion of zinc phosphate

II. Before 2nd I.A

- 1) Manipulation of zinc polycarboxylate
- 2) Discussion of zinc polycarboxylate
- 3) Manipulation of GIC
- 4) Discussion of GIC

III. Before prelims

- 1) Trituration of silver amalgam
- 2) Discussion of silver amalgam
- 3) Manipulation of composite resin
- 4) Discussion of composite resin
- 5) Discussion of DFG

III BDS

THEORY SCHEDULE

Staff incharge – Theory – Dr Sheetal, Dr Chetan

Practical / Clinical – Dr Sheetal, Dr Chetan

SL. NO	TOPIC	HOURS	STAFF
1.	Nomenclature Of Dentition: (DISCUSSION/TEST) <ul style="list-style-type: none"> • Tooth numbering systems A D A, Zsigmondy Palmer-and FDI systems 	1	Dr Sheetal
2.	Gnathological Concepts Of Restoration: (DISCUSSION/TEST) <ul style="list-style-type: none"> • Physiology of occlusion, normal occlusion, Ideal occlusion, • Mandibular movements and occlusal analysis. • Contours and contacts 	2	Dr Chetan
3.	Dental Caries: (DISCUSSION/TEST) <ul style="list-style-type: none"> • Aetiology, Classification. Clinical features, morphological features, Microscopic features, clinical diagnosis and sequel of dental caries 	3	Dr Sheetal
4.	Preventive measures in restorative practice: <ul style="list-style-type: none"> • Plaque Control • Pit and fissure sealants, dietary measure restorative Procedure and periodontal health 	2	Dr Sheetal
5.	Armamentarium for cavity preparation- (DISCUSSION/TEST) <ul style="list-style-type: none"> • Hand cutting instruments • Terminology and classification • Applications • Designs, formula and sharpening of instruments. • Rotary cutting instruments • Dental bur • Mechanism of cutting, • Common design characteristics • Diamond abrasive and other abrasive instruments • Cutting mechanism • Hazards and precautions 	2	Dr Sheetal
6.	Isolation of operating field <ul style="list-style-type: none"> • Purpose and methods of isolation 	2	Dr Chetan
7.	Infection control <ul style="list-style-type: none"> • Routes of transmission of dental infection • Personal barrier protection • Control of infection from aerosol and spatter sterilization procedure for 	3	Dr Chetan

	<ul style="list-style-type: none"> • Operatory • Dental water line contamination and biofilm • Disposal of wastes 		
8.	Patient assessment, examination, diagnosis, and treatment planning.	3	Dr Sheetal
9.	Principles of Cavity dentistry- (DISCUSSION/TEST) Steps and nomenclature of Cavity preparation classification of cavities	1	Dr Chetan
10.	Pain control in operative dentistry	1	Dr Sheetal
11.	Matricing and tooth separation (DISCUSSION/TEST)	2	Dr Sheetal
12.	Amalgam Resolution- (DISCUSSION/TEST) <ul style="list-style-type: none"> • Indication, contraindication • Advantages, disadvantages • Cavity preparation for class I,II..V Step wise procedure for cavity • Preparation and restoration including modifies designs • Bonded amalgams, failure and repair of amalgam restorations 	5	Dr Sheetal
13.	Hypersensitivity of dentin Theories of hypersensitivity management	1	Dr Chetan
14.	Direct Filling gold Restorations <ul style="list-style-type: none"> • Introduction • Types of direct filling gold, • indications contraindications advantages, disadvantages tooth preparation and restoration 	1	Dr Chetan

ENDODONTIC TOPICS

Sl. No	TOPIC	HOURS	STAFF
1.	Introduction and scope of Endodontics	01	Dr Sheetal
2.	Internal anatomy of pulp space <ul style="list-style-type: none"> • Root canal anatomy of maxillary and mandibular teeth. • Classification of canal configuration and variations in pulp space 	02	Dr Sheetal
3.	Rationale Endodontics	01	Dr Sheetal
4.	Case selection and treatment planning	01	Dr Chetan
5.	Vital pulp therapy <ul style="list-style-type: none"> • Direct and indirect pulp capping • Pulpotomy, types and medicaments used • Apexogenesis and apexification and problems of open apex 	02	Dr Sheetal
6.	Diagnosis in Endodontics	04	Dr Sheetal

	<ul style="list-style-type: none"> Basics: case history, clinical examination using various tools/ aids Advances 		
7.	Diseases of pulp and periapex and their management	01	Dr Chetan
8.	Principals of Endodontics	01	Dr Chetan

DISSUSIONS FOR III BDS

Sl. No	TOPICS
1.	Infection control
2.	Isolation
3.	Principles of cavity prep for dental amalgam
4.	Liners and bases
5.	Dental amalgam (Restorative aspect)
6.	Operative instruments
7.	Matrices, retainers & wedges
8.	Composite resins
9.	Vital pulp therapies

DEMONSTRATIONS III BDS

Sl. No.	DEMONSTRATIONS
1.	Chair positions
2.	Class I cavity preparation, pulp protection and silver amalgam restoration
3.	Class V cavity preparation and restoration
4.	Pulp capping procedures

PRACTICALS CONDUCTED

Total quota - 100 Restorations

25 case history cases which is divided in 3rd year & final year

Sr No	Topic	Quota
01	Case history recording, diagnosis and treatment planning	15
02	Pit and fissure sealant	10
03	Glass ionomer restorations	10
04	Class I cavity preparation and restoration	10
05	Class I cavity modification and restoration	10

End posting practical exam after the end of each posting

End posting viva.

IV BDS

THEORY SCHEDULE

Theory incharge – Dr Madhu, Dr Uppin, Dr Pallavi

Clinical – Dr Madhu, Dr Uppin, Dr Pallavi

Sl. No	TOPIC	HOURS	MODERATOR
1.	Casts restorations <ul style="list-style-type: none"> • Indications, contraindications, advantages and disadvantages • Materials used • Class II cavity preparation for inlays • Types of bevels in cast restoration • Differences in tooth preparation for amalgam and cast restorations • Fabrication of wax patterns 	3	Dr Madhu P
2.	Casting <ul style="list-style-type: none"> • Die materials and preparation of dies • Refractory materials • Alloys used for casting • Casting machines • Casting procedure and defects • Cementation of restoration 	2	Dr Pallavi
3.	Temporization or interim restoration <ul style="list-style-type: none"> • Materials and procedure 	1	Dr Uppin
4.	Esthetics in dentistry <ul style="list-style-type: none"> • Introduction and scope • Anatomy and physiology of smile • Role of colour and translucency • Esthetic recontouring • Alteration of tooth form, shape ,size and colour • Management of discolored teeth 	4	Dr Uppin
5.	Composite restorations <ul style="list-style-type: none"> • Recent advances in posterior composite resins. • Indications ,contraindications, advantages and disadvantages • Clinical technique for posterior direct composite restorations • Finishing and polishing of composite restoration • Indirect posterior composite restoration 	3	Dr Pallavi
6.	Non carious destruction of tooth structure <ul style="list-style-type: none"> • Definition, etiology, diagnosis, clinical features and management 	2	Dr Uppin
7.	Ceramic Restorations <ul style="list-style-type: none"> • Recent advances in ceramic materials & techniques including CAD/CAM (in brief) • Ceramic laminates, inlays, onlays and crowns. Indications, contraindications, advantages, disadvantages and techniques (in brief) 	3	Dr Pallavi

ENDODONTIC TOPICS

Sl. No	TOPIC	HOURS	MODERATOR
1.	Armamentarium <ul style="list-style-type: none"> • Classification and standardization • Hand and engine driven • Sonic and ultrasonic instruments • Care and sterilization 	02	Dr Pallavi
2.	Access cavity preparation <ul style="list-style-type: none"> • Objectives • Principles • Instruments used • Sequential steps of access cavity preparation for individual tooth 	02	Dr Uppin
3.	Preparation of root canal space. <ul style="list-style-type: none"> • Determination of working length definition and methods of determining working length • Cleaning and shaping of root canals <ul style="list-style-type: none"> ▪ Objectives ▪ Principles ▪ Instruments used ▪ Techniques-hand and rotary 	02	Dr Pallavi
4.	Microbiology in Endodontics <ul style="list-style-type: none"> • Microbial flora and infected pulp • Various culture techniques, culture media and interpretation • Antibiotic sensitivity 	01	Dr Madhu
5.	Disinfection of root canal space <ul style="list-style-type: none"> • Irrigation Introduction <ul style="list-style-type: none"> ▪ Function of irrigants ▪ Methods and techniques of irrigation • Intracanal medicaments <ul style="list-style-type: none"> ▪ Functions ▪ Requirements ▪ Types ▪ Method of placement and limitations 	02	Dr Madhu
6.	Obturation of the root canal system. <ul style="list-style-type: none"> • Materials- <ul style="list-style-type: none"> ▪ Ideal root canal filling material, classification of materials • Obturation techniques Classification and procedure 	02	Dr Pallavi
7.	Root canal sealers <ul style="list-style-type: none"> • Ideal properties • Classification, functions • Manipulation and application of root canal sealers 	02	Dr Uppin

8.	Post endodontic restoration <ul style="list-style-type: none"> Principles of post endodontic Restorations Post and core-materials and procedure (in brief) 	02	Dr Uppin
9.	Emergency endodontic procedures	02	Dr Madhu
10.	Endodontic mishaps Problems during cleaning and shaping of root canal spaces. <ul style="list-style-type: none"> Perforation and its management. Broken instruments and its management, Management of curved and calcified root canals.	02	Dr Uppin
11.	Endo-perio lesions <ul style="list-style-type: none"> Interrelation Classification management 	01	Dr Madhu
12.	Smear layer and its importance in Endodontics and conservative treatment	01	Dr Pallavi
13.	Traumatized teeth <ul style="list-style-type: none"> Classification of fractured teeth. Management of fractured tooth. 	02	Dr Pallavi
14.	Management of discolored teeth (Bleaching) <ul style="list-style-type: none"> Etiology and management Bleaching (vital and non-vital) 	02	Dr Uppin
15.	Endodontic surgeries <ul style="list-style-type: none"> Indication contraindications, Pre-operative preparation. Surgical instruments and techniques Apicoectomy, retrograde filling, Post-operative sequale, Trephination, hemi section, Radisectomy Reimplantation (both intentional and accidental) 	03	Dr Madhu
16.	Root resorption Etiology and management	01	Dr Uppin
17.	Use of specialized equipments like Lasers and microscopes in conservative dentistry and endodontics	01	Dr Madhu

TOPICS COVERED IN THEORY BEFORE Ist I.A

Sl no	Topic
1	Nomenclature Of Dentition
2	Gnathological Concepts Of Restoration

3	Dental Caries
4	Preventive measures in restorative practice:
5	Armamentarium for cavity preparation
6	Isolation of operating field
7	Infection control
8	Armamentarium
9	Access cavity preparation
10	Preparation of root canal space
11	Microbiology in Endodontics
12	Disinfection of root canal space

TOPICS COVERED IN THEORY BEFORE IInd I .A EXAMINATION

Sl no.	Topic
1.	Casts restorations
2.	Casting
3.	Temporization or interim restoration
	Esthetics in dentistry
4.	Composite restorations
5.	Non carious destruction of tooth structure
6.	Ceramic Restorations
7.	Obturation of the root canal system.
8.	Root canal sealers
9.	Post endodontic restoration

10.	Emergency endodontic procedures
11.	Endodontic mishaps
12.	Endo-perio lesions
13.	Smear layer and its importance in Endodontics and conservative treatment

TOPICS COVERED IN THEORY BEFORE PRELIMINARY EXAMINATION

1.	Traumatized teeth
2.	Management of discolored teeth (Bleaching)
3.	Endodontic surgeries
4.	Root resorption
5.	Use of Lasers and microscopes in conservative dentistry and Endodontics

PRACTICALS CONDUCTED

Total quota - 100 Restorations

25 case history cases which is divided in 3rd year and final year

Ist posting

Sr No	Topic	Quota
01	Case history recording, diagnosis and treatment planning	10
02	Pit and fissure sealant	10
03	Glass ionomer restorations	10
04	Class I cavity preparation and restoration	10
05	Class I cavity modification and restoration	10
06	Class II cavity preparation and restoration	08

IInd posting

End

Sr No	Topic	Quota
01	Class II cavity preparation and restoration	07
02	Class II cavity modification and restoration	05
03	Class V restoration	10
04	Composite restorations in anterior teeth	10
05	Composite restorations in posterior teeth	10
06	Pulp capping procedures	10
07	Anterior root canal treatment	2

posting practical exam after the
end of each posting

End posting viva.

DISSUSIONS FOR IV BDS

Sl. No	1 st POSTING	2 nd POSTING
1.	Dental caries	Introduction and scope of Endodontics
2.	Preventive aspect of dental caries	Internal anatomy of pulp space <ul style="list-style-type: none"> • Root canal anatomy of maxillary and mandibular teeth. • Classification of canal configuration and variations in pulp space
3.	Armamentarium for cavity preparation – Hand & Rotary	Rationale Endodontics
4.	Isolation of operating field	Case selection and treatment planning
5.	Infection control	Vital pulp therapy <ul style="list-style-type: none"> • Direct and indirect pulp capping • Pulpotomy, types and medicaments used • Apexogenesis and apexification and problems of open apex
6.	Matrices and tooth separation	Diagnosis in Endodontics

		<ul style="list-style-type: none"> • Basics: case history, clinical examination using various tools/ aids • Advances
7.	Hypersensitive dentin	Diseases of pulp and periapex and their management
8.	DFG	Principals of Endodontics
9.	Amalgam-Material and Restorative	
10.	Principles of cavity design for amalgam	
11.	Cavity liners ,bases and varnishes	
12.	Composite resins –material aspect	
13.	Glass ionomer cement	

DEMONSTRATIONS IV BDS

Sl. No.	DEMONSTRATIONS
1.	Class II cavity preparation, pulp protection and composite restoration
2.	Access cavity prep on extracted tooth
3.	Working length determination on extracted tooth
4.	Cleaning & shaping of root canals on extracted tooth
5.	Obturation of root canals on extracted tooth

Department of Conservative Dentistry and Endodontics

INTERNS –Lesson Planning 2021 -2022

1. Chair side diagnosis of patients with different clinical complaints case history taking
2. Discussion and demonstration of complex restorations.
3. Discussion and demonstration of esthetic procedures like vital bleaching and veneers
4. Trained in treatment of Class I to Class V caries using Amalgam and Composite restorations.
5. Trained to root canal treatment on extracted teeth.
6. Trained to do root canal treatment in Patients



Professor & Head
Dept. of Conservative Dentistry & Endodontics
M. M's.N.G. Hargekar Institute of Dental Sciences
Research Centre, Belgaum 590010.

Department of Conservative Dentistry and Endodontics

POST GRADUATE STUDENTS -LESSON PLANNING 2024-2025

1. Trained through didactics, discussion
2. Clinical case diagnosis, treatment planning
3. Performing root canal treatment, Esthetic cases and Surgical procedures
4. Journal club Case presentation
5. Seminar presentation.
6. Case presentation
7. Attending specialty conferences and convention
8. Research project: dissertation and short study.
9. Presentation paper and poster at specialty conferences and convention



Professor & Head
Dept. of Conservative Dentistry & Endodontics
W. W. Rangaiah Institute of Dental &
Maxillofacial Centre, Bengaluru - 560014

ACADEMIC PLANNER FOR PG 2021 - 22

PRE CLINICAL WORK (CONSERVATIVE)

EXERCISES ON TYPHODONT TEETH

Sr. No	Exercises	Specifications	Total	Moderator
1	Amalgam cavity preparation. - Conservative - Conventional	- 1 (U)M, 1 (L)M & 1 PM(U/L) = 3 - 1 (U)M, 1 (L)M & 1 PM(U/L) = 3	06	Dr Uppin
2	Inlay cavity preparation - MO, DO - MOD - Cusp capping - Wax pattern - Casting	- 1 (U)M, 1 (L)M & 1 PM(U/L) = 3 - 1 (U)M, 1 (L)M & 1 PM(U/L) = 3 - 1 U & L each for M = 2 Class II – 1 (U/L) M, 1(U/L)PM = 2 MOD - 1 (U/L)M, 1 PM (U/L) = 2 Cusp capping - 1 (U/L)M, 1 PM (U/L) = 2 Class II – 1 (U/L) M, 1(U/L)PM = 2 MOD - 1 (U/L)M,	08 06 06	Dr Uppin
3	Onlay preparation	Preparation – 1 (U&L) M = 2 Casting - 1 (U&L) M = 2	04	Dr Pallavi
4	Full Crown	- Anterior 1 CI(U) + 1 LI(U) - Posterior 1 M(U&L) = 2 - Processing 1 each	02 02 04	Dr Pallavi

Note: Work to be completed in 1 month.

EXERCISES ON NATURAL TEETH

Sr. No	Exercises	Specifications	Total	Moderator
1	Amalgam cavity preparation. Class II - Conservative - Conventional - Complex	- 1M(U&L) - 1M(U&L) - 1M(U&L)	02 02 02	Dr Sheetal
2	Inlay cavity preparation - MO, DO - MOD - Cusp capping - Wax pattern - Casting	- 1 (U)M, 1 (L)M, 1 PM(U/L) = 3 - 1 (U)M, 1 (L)M, 1 PM(U/L) = 3 - 1 M(U&L) = 2 Class II - 1 M(U&L) = 2 MOD - 1 M & PM (U/L) = 2 Class II - 1M(U&L) = 2 MOD - 1 M & PM (U/L) = 2	08 04 04	Dr Sheetal
3	Onlay preparation	Preparation – 1 M(U&L) = 2 Casting – Any 1	02	Dr Sheetal
4	Full Crown Casting	- Anterior - U CI (1 each) PFM, Ceramic, Composite - Posterior - U M (1 each) PFM, Ceramic, Composite - Processing 1 each	03 03 06	Dr Hemanth
5	Veener	- Preparation –	02	Dr Hemanth

		1 CI (U) & 1 LI (U)		
6	Composite	- Class I, II, III, V - Angle build up	01each 02	Dr Hemanth

Note: Work to be completed in 1 month.

Sl. no	Exercises	Specifications	Total	Moderator
1.	Sectioning of all maxillary & mandibular teeth (vertical & horizontal)			Dr Hemalatha
2.	Access cavity opening (Maxillary and Mandibular permanent teeth)			Dr Hemalatha
3.	Access cavity preparation, BMP, Obturation a) Anterior (3 maxillary & 3 mandibular) <ul style="list-style-type: none"> • Conventional prep • Step back • Crown down • Obturation (2 lateral compaction and 1 thermo plasticized) b) Premolar(2 U & 2 L) <ul style="list-style-type: none"> • Obturation 1 each c) Molar 3 U (2 first & 1 second molar) 3 L (2 first molars & 1 second molar) <ul style="list-style-type: none"> • Obturation 1 each 	1(U &L) 1(U&L) 1(U&L)	06 02 02 02 03 04 06	Dr Hemalatha
4.	Post & Core preparation and fabrication a) Anterior b) Posterior	Cast post 5 & pre fabricated post 5 Cast post 2 & prefabricated post 3	10 05	Dr Chetan
5.	Removable dies		04	Dr Chetan

ENDODONTIC WORK

NOTE: Work to be completed within first 4 months.

DISCUSSION TOPICS

Serial No	Topic	Moderator
1	Principles of cavity preparation for amalgam	Dr Uppln
2	Steps involved in inlay & onlay preparation.	Dr Uppln
3	Fabrication of inlay. Waxes, methods	Dr Uppln
4	Casting procedures.	Dr Pallavi
5	Steps involved in crown preparations.	Dr Pallavi
6	Veneers.	Dr Pallavi
7	Composite inlay.	Dr Sheetal
8	Pin amalgam	Dr Sheetal
9	Access cavity preparation.	Dr Sheetal
10	Working length.	Dr Hemanth
11	RC instruments. (Hands)	Dr Hemanth
12	RC instruments. (Rotary)	Dr Hemanth
13	BMP methods.	Dr Hemalatha
14	RC irrigants.	Dr Hemalatha
15	Intracanal medicament.	Dr Hemalatha
16	Obturation materials.	Dr Chetan
17	Methods of obturation.	Dr Chetan
17	Restoration of endodontically treated tooth.	Dr Chetan

SEMINAR TOPICS (Basic science)

- TMJ
- Salivary glands
- Trigeminal nerve
- Blood
- Pain pathway
- Vitamins and minerals
- Inflammations
- Oral manifestation of systemic diseases
- Culture media and techniques
- Hypersensitivity reactions
- Routes of drug administrations
- LA
- NSAIDS
- Diabetes
- Wound healing

SEMINAR TOPICS (specialty)

Dental material

- Dental Waxes. (1 hour)
- Luting agents. (1 hour)
- Evidence based dentistry. (1 hour)
- Direct filling gold. (1 hour)
- Dental Casting alloys. (1 hour)

▪ Conservative

- Cavity design for amalgam. (1 hour)
- Dental imaging and its application in restorative dentistry. (1 hour)
- Principles of esthetics. (1 hour)
- Nanotechnology in dentistry. (1 hour)
- Remineralising agents. (1 hour)

▪ Endodontics

- Role of magnification in endodontics. (1 hour)
- Endo – perio interrelationship. (2 hour)
- Smear layer and biofilm. (2 hour)
- Pulpal response to caries and dental procedures. (1 hour)
- Root resorption. (2 hour)
- Bioceramics in endodontics. (1 hour)

- Surgical VS non-surgical endodontics. (2 hour)
 - Traumatic injuries. (1 hour)
 - Non-microbial endodontic lesion. (1 hour)
 - Single visit endodontics. (1 hour)
 - Management of non carious lesion. (1 hour)
 - Finishing and polishing of various restoration. (1 hour)
-
- Dental material/Conservative
 - Bonding agents and techniques. (2 hour)
 - Amalgam as a restorative material. (2 hour)
 - Bleaching. (2 hour)
 - Dental ceramims. (2 hour)
 - Gingival tissue management. (1 hour)
 - Smile designing. (1 hour)
 - Dental caries- newer methods in clinical diagnosis. (1 hour)

DEPT. OF PEDODONTICS & PREVENTIVE DENTISTRY
LEARNING TEACHING PLAN (BDS LECTURE CLASSES)
III BDS 2021-2022(REGULAR BATCH)

Sl. No	NAME OF THE TOPIC	TEACHING HOURS	FACULTY
1	Introduction, definition, scope, importance of Pediatric dentistry.	1 HOUR	Dr. RamyaPai
2	Growth and Development	3 HOURS	Dr. Viplavi C
3	Dental Caries , Diagnostic procedures and caries detection, Early childhood caries, rampant caries, Role of diet and nutrition in dental caries and sugar substitutes, -Diet counselling & modifications -Caries activity tests, caries prediction, susceptibility and their clinical applications	5 HOURS	Dr. ShrutiVirupaxi
4	Development of Occlusion from birth to adolescence	2 HOURS	Dr. Viplavi C
5	Basics of Dental Anatomy and Histology - Eruption disorders and their management including teething, ectopic eruption, ankylosis - Importance of first permanent molar	1 HOUR	Dr Chandrashekar Y
6	Dental materials used commonly in children and adolescents	2 HOURS	Dr Chandrashekar Y
7	Case history recording	3 HOURS	Dr ramyaPai
8	Pediatric operative dentistry , ART, Isolation methods, & Crowns used in pediatric dentistry	5 HOURS	Dr. RamyaPai
9	Gingival and periodontal diseases in children	2 HOURS	Dr. ShrutiVirupaxi
10	Dental radiology as related to Pedodontics	1 HOUR	Dr. Umesh B

For, Ramya Pai

Professor & Head
 Dept. of Pedodontics & Preventive Dentistry
 M. S. N. G. Halgekar Institute of Dental Sciences
 P. Research Centre, Bangalore

III BDS 2021-2022 (ODD BATCH)

Sl. No	NAME OF THE TOPIC	TEACHING HOURS	FACULTY
1	Introduction, definition, scope, importance of Pediatric dentistry.	1 HOUR	Dr. RamyaPai
2	Growth and Development	3 HOURS	Dr. Viplavi C
3	Dental Caries , Diagnostic procedures and caries detection, Early childhood caries, rampant caries, Role of diet and nutrition in dental caries and sugar substitutes, -Diet counselling & modifications -Caries activity tests, caries prediction, susceptibility and their clinical applications	5 HOURS	Dr. ShrutiVirupaxi
4	Development of Occlusion from birth to adolescence	2 HOURS	Dr. Viplavi C
5	Basics of Dental Anatomy and Histology - Eruption disorders and their management including teething, ectopic eruption, ankylosis - Importance of first permanent molar	1 HOUR	Dr Chandrashekar Y
6	Dental materials used commonly in children and adolescents	2 HOURS	Dr Chandrashekar Y
7	Case history recording	3 HOURS	Dr ramyaPai
8	Pediatric operative dentistry , ART, Isolation methods. & Crowns used in pediatric dentistry	5 HOURS	Dr. RamyaPai
9	Gingival and periodontal diseases in children	2 HOURS	Dr. ShrutiVirupaxi
10	Dental radiology as related to Pedodontics	1 HOUR	Dr. Umesh B

For RamyaPai

Professor & Head
Dept of Pedodontics & Preventive Dentistry
Jawahar Institute of Dental Science
Postgraduate College, Bangalore

CLINICAL POSTING TOPICS FOR DISCUSSION IN 3RD YEAR

1. STERILISATION AND DISINFECTION IN DENTAL CLINIC
2. CHAIR POSITIONS
3. CASE HISTORY
4. ANALGESICS AND ANTIBIOTICS IN PEDIATRIC DENTISTRY
5. CHRONOLGY OF PRIMARY AND PERMANENT DENTITION
6. MORPHOLOGY AND HISTOLOGY OF DECIDUOUS AND PERMANENT TEETH
7. COMMONLY USED DENTAL MATERIALS IN PEDIATRIC DENTISTRY-GLASS INOMER CEMENTS, CALCIUM HYDROXIDE CEMENTS
8. INTERPRATATION OF RADIOGRAPHS
9. RESTORATIVE DENTISTRY-ROTARY INSTRUMENTS
10. LOCAL ANAESTHESIA, TECHNIQUES, COMPLICATIONS
11. EXTRACTION-TECHNIQUES, INSTRUCTIONS
12. PULP THERAPY – ACCESS CAVITY FOR PULPECTOMY AND INSTRUMENTS
13. SPACE MANAGEMENT – EVALUATION, PLANNING, VARIOUS DESIGNS
14. TOPICAL FLUORIDES
15. ORAL HABITS – HABIT BREAKING APPLIANCES

EXCERCISES DONE IN 3RD YEAR

- 1.FABRICATION OF HABIT BREAKING APPLIANCE
2. TOOTH NUMBERING
3. DRAWING MORPHOLOGY OF PRIMARY TOOTH
4. ORAL PROPHYLAXIS & TOPICAL FLOURIDE DEMONSTRATION

For, *Ramya Rai*

Professor & Head

Dept. of Pedodontics & Preventive Dentistry
M M's N G Halgekar Institute of Dental Sciences
& Research Centre, Solapur.

IV BDS 2021-22(REGULAR BATCH)

1	Child Psychology, Theories Child Abuse and Neglect	2 HOURS	Dr. RamyaPai
2	Behaviour Management ,Classification and types of behaviour,Non-pharmacological & pharmacological management of behavior, drug dosage formulae Analgesics, anti inflammatory and antibiotics commonly prescribed for children&Conscious sedation	4 HOURS	Dr. ShrutiVirupaxi
3	Fluorides ,Systemic fluorides, Topical fluorides, Fluoride toxicity and its management &De fluoridation techniques	3 HOURS	Dr. Viplavi C
4	Pediatric Endodontics , Classification,Management,materials used and techniques followed Pulp capping ,Pulpotomy,Pulpectomy,Apexogenesis Apexification.	4 HOURS	Dr Chandrashekar Y
5	Traumatic injuries to teeth & management	6 HOURS	Dr Umesh B
6	Preventive and Interceptive Orthodontics ,Mixed dentition analysis ,Serial extraction&Space management	6 HOURS	Dr Chandrashekar Y
7	Oral Habits in children & management	3 HOURS	Dr ramya
8	Dental management of children with special needs	3 HOURS	Dr. Viplavi C
9	Oral surgical procedures in children	2 HOURS	Dr Chandrashekar Y
10	Preventive dentistry,levels of prevention, Pit & fissure sealants remineralization, remineralizing agents, & caries vaccine	3 HOURS	Dr. ShrutiVirupaxi
11	Nanodentistry	1 HOUR	Dr Umesh B
12	Dental health education and school dental health programmes	1 HOUR	Dr. RamyaPai
13	Importance of Dental Home	1 HOUR	Dr. RamyaPai
14	Dental emergencies in children and their management	2 HOURS	Dr. Viplavi C
15	Setting up of Paediatric dental practice including ethics	1 HOUR	Dr. RamyaPai

For, *RamyaPai*
Professor & Head

Dept. of Pedodontics & Preventive Dentistry
M M's N G Halgekar Institute of Dental Sciences
& Research Centre, Bergamo.

IV BDS 2021-2022 (ODD BATCH)

1	Child Psychology ,Theories Child Abuse and Neglect	2 HOURS	Dr. RamyaPai
2	Behaviour Management ,Classification and types of behaviour ,Non-pharmacological & pharmacological management of behavior, drug dosage formulae Analgesics, anti inflammatory and antibiotics commonly prescribed for children&Conscious sedation	4 HOURS	Dr. ShrutiVirupaxi
3	Fluorides ,Systemic fluorides, Topical fluorides, Fluoride toxicity and its management & De fluoridation techniques	3 HOURS	Dr Umesh B
4	Pediatric Endodontics , Classification, Management,materials used and techniques followed Pulp capping ,Pulpotomy ,Pulpectomy ,Apexogenesis Apexification.	4 HOURS	Dr Chandrashekar Y
5	Traumatic injuries to teeth & management	6 HOURS	Dr Viplavi C
6	Preventive and Interceptive Orthodontics ,Mixed dentition analysis ,Serial extraction & Space management	6 HOURS	Dr Chandrashekar Y
7	Oral Habits in children & management	3 HOURS	Dr Ramya
8	Dental management of children with special needs	3 HOURS	Dr. Viplavi C
9	Oral surgical procedures in children	2 HOURS	Dr Chandrashekar Y
10	Preventive dentistry,levels of prevention, Pit & fissure sealants remineralization, remineralizing agents, & caries vaccine	3 HOURS	Dr. ShrutiVirupaxi
11	Nanodentistry	1 HOUR	Dr RamyaPai
12	Dental health education and school dental health programmes	1 HOUR	Dr. RamyaPai
13	Importance of Dental Home	1 HOUR	Dr. RamyaPai
14	Dental emergencies in children and their management	2 HOURS	Dr. Umesh B
15	Setting up of Paediatric dental practice including ethics	1 HOUR	Dr. RamyaPai

For,
RamyaPai

Professor & Head

Dept. of Pedodontics & Preventive Dentistry
M M's N G Halgekar Institute of Dental Sciences
& Research Centre, Belgaum.

CLINICAL WORK DONE IN FINAL YEAR

Topical fluoride application	05cases
Case history recording	10 cases
Restorations	05 cases
PIT AND FISSURE SEALANTS / PRR	05 cases
Extraction	05 cases
Oral prophylaxis	10 cases

For Rangam

Professor & Head

Dept. of Pedodontics & Preventive Dentistry
W N S Hospital, Institute of Dental Sciences
Tiruchengode, Tamil Nadu, India

MDS LESSON PLANNING

PRECLINICAL WORK FOR 6 MONTHS FOR I MDS

CLINICAL WORK FROM 7 TO 36 MONTHS

- COMPLETE CASE EVALUATION & TREATMENT PLAN -17 CASES
- PREVENTIVE DENTISTRY – 11 CASES
- DENTAL HEALTH EDUCATION & MOTIVATION – 7
- OPERATIVE DENTISTRY- CLASS I – 50
- CLASS II -100
- OTHER RESTORATIONS - 100
- MANAGEMENT OF TRAUMATISED ANTERIOR TOOTH
- AESTHETIC RESTORATION
- PEDIATRIC ENDODONTICS – 150
- APEXIFICATION/ APEXOGENESIS - 20
- STAINLESS STEEL CROWNS – 50
- FIXED, REMOVABLE, FUNCTIONAL SPACE MAINTAINERS
- PREVENTIVE MEASURES LIKE FLUORIDE APPLICATION, PIT & FISSURE SEALANT, & DIET COUNSELING.

JOURNAL CLUB – 15/ PG

SEMINAR – 15 /PG

CASE PRESENTATION

LIBRARY DISSERTATION

THESIS DISSERTATION

For, Ramya Pai

Professor & Head
Dept. of Pedodontics & Preventive Dentistry
M.A.'s & G. Halgokar Institute of Dental Sciences
& Research Centre, Bangalore

III BDS AND IV BDS PRACTICAL AND CLINICAL QUOTA (2021-2022)

(Followed by Department of Orthodontics and Dentofacial Orthopedics)

1. Clinical and practical hours - III BDS

Practical hours allotted during III BDS : 70 hours
Clinical posting III BDS : 12.30 pm to 03.00 pm

2. Clinical and practical hours - IV BDS

Practical hours allotted during IV BDS : 130 hours
Clinical posting IV BDS : 10.00 am to 01.30 pm


DR. VIJAY NAIK
Professor and Head
Dept of Orthodontics and Dentofacial Orthopedics
Maratha Wadga's N G H Institute of Dental Sciences
B-10/4/2010

'DEPARTMENT OF ORTHODONTICS AND DENTOFACIAL ORTHOPEDICS'

Practical Quota allotted during III BDS

Clinical and practical hours: 70 hours

Clinical posting timings: 12.30 pm to 03.00 pm

S. No	Wire bending	No of appliances	Demo dates	Staff incharge
1	Basic Wire Bending (22 gauge)			
	1. Straight Wire	2	Day 1	Dr. Vikram
	2. Equilateral Triangle	2		
	3. Square	2		
	4. Circle	2	Day 2	Dr. Siddharth
	5. 5 V's	1		
	6. 5 U's	1		
2	Construction of Clasps (22 gauge)			Dr. Siddharth
	1. C Clasp	2	Day 3	
	2. Full Clasp (Jacksons Clasp)	2		Dr.Bhakti
	3. Adams clasp	2		
3.	Construction of Springs (24 gauge)			Dr. Vikram
	1. Finger Spring	2	Day 4	
	2. Z Spring	2		
4	Construction of Canine retractors(23 gauge)			
	1. 'U' loop canine retractor (Upper and lower)	2	Day 5	Dr.Pooja
	2. Buccal canine retractor (Upper and lower)	2		
	3. Reverse loop canine retractor (Upper and lower)	2	Day 6	Dr. Siddharth
	4. Palatal canine retractor (Upper and lower)	2		
5	Labial bow (22 gauge)			
	1. Short labial bow (Upper and lower)	2	Day 7	Dr.Pooja
	2. Long labial bow (Upper and lower)	2		

'DEPARTMENT OF ORTHODONTICS AND DENTOFACIAL ORTHOPEDICS'

Practical Quota allotted during III BDS

Clinical and practical hours: 70 hours

Clinical posting timings: 12.30 pm to 03.00 pm

S. No	Wire bending	No of appliances	Demo dates	Staff incharge
7	Making of Upper and lower alginate impressions	1	Day 7	Dr.Pooja
8	Study model preparation	1	Day 8	Dr. Siddharth
9	Model Analysis			
	1. Pont's Analysis	1	Day 9	Dr.Pooja
	2. Ashley Howe's Analysis	1		
	3. Carey's Analysis	1		
	4. Bolton's Analysis	1	Day 10	
	5. Moyer's Mixed Dentition Analysis	1		
10	Cephalometric Analysis			
	A. Steiner's Analysis	1	Day 11	Dr. Siddharth
	B. Tweed's Analysis	1		


DR. VIJAY NAIK

Professor and Head

Department of Orthodontics and Dentofacial Orthopedics

'DEPARTMENT OF ORTHODONTICS AND DENTOFACIAL ORTHOPEDICS'

Practical/Clinical Quota allotted during IV BDS

Clinical and practical hours: 130 hours

Clinical timings: 10.00 am to 01.30 pm

S. No	Wire bending	No of appliances	Demo dates	Staff incharge
1	High labial bow with Apron spring on upper arch(Labial bow: 0.9 mm, Apron spring: 0.3 mm)	1	Day 1	Dr. Vikram
2	Appliances			Dr. Siddharth
3	1. Coffin spring on upper arch : 0.9 mm	1	Day 2	
	2. Upper and Lower Hawley's Appliance	1		
	3. Upper Habit breaking Appliance (Tongue Crib)	1	Day 3	
	4. Upper Hawley's appliance with anterior bite plane	1		
	5. Upper Hawley's appliance with posterior bite plane with Z spring	1	Day 4	
	6. Construction of Activator	1		
	7. Lower Inclined plane / Catalan's appliance	1	Day 5	
	8. Upper Expansion plate with expansion screw	1		

S. No	Exercises	No of cases	Demo dates	Staff incharge
4	Case history Taking and presentation	5	Day 6	Dr. Vijay Naik/ Dr. Vikram
5	Case Discussions	5		Dr. Vijay Naik/ Dr. Vikram

DR. VIJAY NAIK

Professor and Head

Dental Orthodontics and Dentofacial Orthopedics
Department of Dental Sciences
Mangalore 575019

TEACHING PLAN REGARDING III BDS LECTURE CLASSES (2021-2022)

S. No	NAME OF THE TOPIC	TEACHING HOURS (20 hrs)	FACULTY
1	Introduction, Definition, Historical background, aims and objectives of orthodontics and need for orthodontic care	1	Dr Vijay Naik
2	<p>a. Growth and development: In General</p> <p>b. Definition</p> <p>c. Growth spurts and differential Growth</p> <p>d. Factors influencing growth and development</p> <p>e. Methods of measuring growth</p> <p>f. Growth theories (Genetic, Sicher's, Scott's, Moss's, Petrovics, Multifactorial)</p> <p>g. Genetic and epigenetic factors in Growth</p> <p>Cephalocaudal gradient in growth</p> <p>a. Morphologic Development of Craniofacial Structures</p> <p>b. Methods of Bone growth</p> <p>c. Prenatal growth of craniofacial structures</p> <p>Postnatal growth and development of cranial base, maxilla, mandible, dental arches and occlusion.</p>	6	Dr. Bhakti
3	<p>Functional development of dental arches and occlusion</p> <p>a. Factors influencing functional development of dental arches & occlusion</p> <p>b. Forces of occlusion</p> <p>c. Wolfe's law of transformation of bone</p> <p>d. Trajectories of forces</p> <p>Clinical Application of Growth and Development</p>	2	Dr Siddharth
4	Malocclusion : in general	3	

DR. VIJAY NAIK

Professor and Head

Dept of Orthodontics and Dentofacial Orthopedics
Maratha Mandale H O M Institute of Dental & Health Sciences

	<ul style="list-style-type: none"> a. Concept of normal occlusion b. Definition of malocclusion c. Description of different types of Dental, Skeletal and Functional malocclusion <p>Classification of Malocclusion</p> <ul style="list-style-type: none"> - Principle, description, advantages and disadvantages of classification of malocclusion by angle and modification, simon, Lischer and Ackerman and Proffit 		Dr Vikram Pai
5	Normal and Abnormal function of Stomatognathic system	1	Dr. Bhakti
6	<p>Etiology of Malocclusion</p> <ul style="list-style-type: none"> a. Definition, importance, classification, local & general aetiological factors b. Etiology of following different types of malocclusion c. Midline diastema d. Spacing e. Crowding f. Crossbite: Anterior/ Posterior g. Class III malocclusion h. Class II Malocclusion i. Deep Bite j. Open Bite 	3	Dr Siddharth
70	<p>Diagnosis and Diagnostic aids</p> <ul style="list-style-type: none"> a. Definition, Importance and Classification of diagnostic aids b. Importance of case history and clinical examination in orthodontics c. Study Models: Importance and uses- Preparation and preservation of study models d. Importance of intraoral X-rays in orthodontics e. Panoramic radiographs- Principles, Advantages, Disadvantages and uses f. Cephalometrics: its advantages and disadvantages 	4	Dr. Pooja

DR. VIJAY NAIK

Professor and Head

Department of Orthodontics and Dentofacial Orthopedics

Postgraduate Institute of Dental Sciences

Bellur 560010

- | | | |
|--|--|--|
| <ul style="list-style-type: none"> i. Definition ii. Description and uses of cephalostat iii. Description and uses of anatomical landmarks lines and angles used in cephalometric analysis iv. Analysis: Steiners, Downs, tweeds, Rickets, E-Line v. Electromyography and its use in orthodontics vi. Wrist Xrays and its importance in orthodontics | | |
|--|--|--|



DR. VIJAY NAIK

Professor and Head

Dept. of Orthodontics and Maxillofacial Orthodontics

Postgraduate Institute of Dental Sciences

Chennai - 600 035

TEACHING PLAN REGARDING IV BDS LECTURE CLASSES (2021-2022)

S. No	NAME OF THE TOPIC	TEACHING HOURS (20 hrs)	FACULTY
1.	General principles in Orthodontic treatment planning of dental and skeletal Malocclusions	1	Dr. Bhakti
2.	Anchorage in Orthodontics- Definition, Classification, Types and stability of anchorage	2	Dr Siddharth
3.	Biomechanical Principles in Orthodontics Tooth Movement a. Different types of tooth movements b. Tissue response to orthodontic force application c. Age factors in orthodontic tooth movement	2	Dr Siddharth
4.	Preventive Orthodontics a. Definition b. Different procedures undertaken in preventive orthodontics and their limitations Interceptive Orthodontics a. Definition b. Different procedures undertaken in interceptive procedure c. Serial extraction: Definition, indications, contraindications, technique, advantages and disadvantages d. Role of muscle exercise as an interceptive orthodontics	2	Dr. Bhakti Dr Vikram
5.	Corrective Orthodontics A .definition, factors to be considered during treatment planning B .model analysis :Pont's ,Ashley Howe's, Bolton , Carey's, Moyer's mixed dentition analysis C. Methods of gaining space in the arch- indications, relative	2	Dr Siddharth


DR. VIJAY NAIK

Professor and Head


Dept of Orthodontics and Dentofacial Orthognathics
Mandis N G H Institute of Dental Sci.
Belgaum 590010

	Extra Oral Appliances a.headgear b.chincup c.reverse pull headgear	1	Dr Vikram
10.	Myofunctional Appliances a. definition and principles b.muscle exercises and their uses in orthodontics c.functional appliances 1.activator,oral screens, Frankels function regulator,bionator,twin block, lip bumper 2.inclined planes-upper and lower	3	Dr Vikram
11	Orthodontic Management of cleft lip and palate	2	Dr Siddharth
12.	Principles of Surgical Orthodontics a. maxillary prognathism and retrognathism b. mandibular prognathism and retrognathism c. Anterior open bite and deep bite d. crossbite	2	Dr Siddharth
13.	Principle, Differential Diagnosis & Methods of Treatment of : 1. Midline diastema: 2. Cross Bite. 3. Open Bite. 4. Deep Bite. 5. Spacing 6. Crowding. 7. Class II – Division 1, Division 2. 8. Class III Malocclusion- True & Pseudo Class III	3	Dr Vijay Naik
14.	Retention & Relapse. Definition , need for retention, causes of relapse, methods of retention, different types of retention devices, theories of retention	2	Dr Vikram

DR. VIJAY NAIK

Professor and Head
Dept of Orthodontics and Orofacial Orthopedics
& Maxillofacial Prosthetics
Dental College of Datta
Belgaum-590010

15.	Ethics	1	Dr Siddharth
16.	Genetics in Orthodontics	1	Dr. Pooja
17.	Computers in Orthodontics	1	Dr Siddharth
18.	Adult Orthodontics in brief	1	Dr Siddharth



DR. VIJAY NAIK
 Professor and Head
 Dept of Orthodontics and Dentofacial Orthopedics
 Maratha Mahavidyalaya, N G W Institute of Dental Sciences
 Bangalore 560010

ORTHODONTIC INTERNSHIP PROGRAM

2021-2022

Objective: To make the interns self sufficient in diagnosing a orthodontic/dentofacial orthopedic patient and reasonably formulate a treatment plan.

- **Interns attend the case presentation which helps them in case assessment (diagnosis and treatment planning).**
 - The interns will be allotted to a particular post graduate at the start of the posting..
 - The post graduates (2nd yrs) will mentor the intern during the period of His/her internship.
 - During that period the intern will assist the post graduate in: Case history recording, Record making, Investigation & Diagnosis and treatment planning.
- **The interns will assist the designated Post graduate in clinical procedure.**
 - Assist in fabrication of retainers and delivery of it.
 - Assist in fabrication of Myofunctional appliance, expansion Appliances.
 - Case scenario using pt photos and casts will be given to interns for helping them indentify malocclusion such as deep bite, cross bite and Skeletal malocclusion at a early stage in clinical practice.
- **Interns enter their relevant work in their log book**


DR. VIJAY NAIK
Professor and Head
Department of Orthodontics and Dentofacial Orthopedics
Mandals N G H Institute of Dental Sciences
Belgaum 590010

POST GRADUATE DEGREE PROGRAMME

2021-2022

(AS FOLLOWED BY DEPARTMENT OF ORTHODONTICS AND DENTOFACIAL ORTHOPEDICS)



DR. VIJAY NAIK

Professor and Head

Dept of Orthodontics and Dentofacial Orthopedics
Maratha Mandals N G H Institute of Dental Sciences
Belgaum 590010

POST GRADUATE COURSE PROTOCOL

ACADEMIC REQUIREMENTS

- Seminars (To Participate) -- weekly twice
 - (To Present) -- 15
- Journal Clubs (To Participate) -- weekly once
 - (To review) -- 15
- UG theory classes to be engaged -- 5
- Conference paper presentation -- 1
- Basic lecture classes during MDS part I -- as per common timetable

PRECLINICAL EXERCISES

CLINICAL WORK

- Case allotment (New) -- 50
- Transferred Case allotment -- 20
- Type of cases
 - i. Removable active appliances-5cases
 - ii. Class-I malocclusion with Crowding
 - iii. Class-I malocclusion with bi-maxillary protrusion
 - iv. Class-II division-1
 - v. Class-II division-2
 - vi. ClassIII (Orthopedic, Surgical, Orthodontic cases)
 - vii. Inter disciplinary cases
 - viii. Removable functional appliance cases like activator, Bionator, functional regulator,
twin block and new developments

- ix. Fixed functional appliances - Herbst appliance, jasper jumper etc - 5 cases
- x. Dento-facial orthopedic appliances like head gears, rapid maxillary expansion
Niti expander etc., - 5 cases
- xi. Appliance for arch development such as molar distalization -m 5 cases
- xii. Fixed mechano therapy cases (Begg, PEA, Tip edge, Edgewise)
Retention procedures of above treated cases.



DR. VIJAY NAIK

Professor and Head
Dept of Orthodontics and Maxillofacial Orthopedics
Manipal College of Dental Sciences
Bangalore-560019

In the 1 year MDS.....

Assignments during the first 6 months

Preclinical work

1. Non-appliance exercises

All the following exercises should be done with 0.7 or 0.8mm wire

Sl. No.	Exercise	No.
1	Straightening of 6" & 8" long wire	1 each
2	Square	1
3	Rectangle	1
4	Triangle of 2" side	1
5	Circle of 2" side	1
6	Bending of 5U's	1
7	Bending of 5V's	1

2. Clasps

Sl. No	Exercise	No.
1	$\frac{3}{4}$ Clasps	2
2	Full clasps	2
3	Triangular Clasps	2
4	Adam's clasp - upper molar	2
5	Adam's Clasp - lower molar	2
6	Adam's Clasp - Pre-molar	2
7	Adam's Clasp - Incisor	2
8	Modification of Adam's - With Helix	2
9	Modification of Adam's - With distal extension	2
10	Modification of Adam's - With soldered tube	2
11	Duyzing Clasps on Molars	2
12	Southend Clasp	1

3. LABIAL BOWS

SL NO	EXERCISE	NO
1	Short labial bow (upper & lower)	1
2	Long labial bow (upper & lower)	1

3	Robert's retractor	1
4	High labial bow-with apron spring's	1
5	Mill's labial bow	1
6	Reverse loop labial bow	1
7	Retention labial bow soldered to Adam's clasp	1
8	Retention labial bow extending distal to second molar	1
9	Fitted labial bow	1
10	Split high labial bow	1

4. SPRINGS

SL NO	EXERCISE	NO
1	Finger spring-mesial movement	2
2	Finger spring-distal movement	2
3	Double cantilever spring	2
4	Flapper spring	2
5	Coffin spring	2
6	T spring	2

5. CANINE RETRACTORS

SL NO	EXERCISE	NO
1	u loop canine retractor	2PAIRS
2	Helical canine retractor	2PAIRS
3	Palatal canine retractor	2PAIRS
4	Self-supporting canine retractor	2PAIRS
5	Self-supporting canine retractor	2PAIRS

6. Appliances

SL NO	EXERCISE
1	Hawley's retention appliance with anterior bite plane
2	Upper Hawley's appliance with posterior bite plane
3	Upper expansion appliance with coffin spring
4	Upper expansion appliance with coffin spring
5	Upper expansion appliance with expansion screw
6	Habit breaking appliance with tongue crib
7	Oral screen and double oral screen


DR. VIJAY NAIR

Professor and Head
Department of Orthodontics
Maratha Dental College
Bengaluru 560010

8	Lip bumper
9	Splint for Bruxism
10	Catalans appliance
11	Activator
12	Bionator
13	Frankel-FR 2 appliance
14	Twin block
15	Lingual arch
16	TPA
17	Quad helix
18	Bihelix
19	Utility arches
20	Pendulum appliance

7. Soldering exercises

Sl.No.	Exercise	No.
1	Star	1
2	Comb	1
3	Christmas tree .	1
4	Soldering buccal tube on molar bands	1

8. Welding exercises

Sl.No.	Exercise
1	Pinching and welding of molar, premolar, canine and Incisor bands
2	Welding of buccal tubes and brackets on molar bands and incisor bands

9. Impression of upper and lower arches in alginate
10. Study model preparation
11. Model analysis

SI. No.	EXERCISE
1	Impression of upper and lower dental arches
2	PREPARATION OF STUDY MODEL -1 And all the permanent dentition analyses to be done.
3	PREPARATION OF STUDY MODEL - 2 And all the permanent dentition analyses to be done.

4	PREPARATION OF STUDY MODEL - 3 And all the mixed dentition analyses to be done.
---	---

1. Cephalometrics

Sl. No.	EXERCISE
1	Lateral cephalogram to be traced in five different colors and super imposed to see the accuracy of tracing
2	Steiner's analysis
3	Down's analysis
4	Tweed analysis
5	Rickett's analysis
6	Burrstone analysis
7	Rakosi's analysis
8	Mc Namara analysis
9	Bjork analysis
10	Coben's analysis
11	Harvold's analysis
12	Soft tissue analysis - Holdaway and Burrstone

13. Basics of Clinical Photography including Digital Photography

14. Light wire bending exercises for the Begg technique

Sl. No.	Exercise
1	Wire bending technique on 0.016' wire circle "Z" Omega
2	Bonwill-Hawley diagram
3	Making a standard arch wire
4	Inter maxillary hooks- Boot leg and Inter Maxillary type
5	Upper and Lower arch wire
6	Bending a double back arch wire
7	Bayonet bends (vertical and horizontal offsets)
8	Stage-III arch wire
9	Torquing auxiliary (upper)
10	Reverse Torquing (lower)
11	Up righting spring

15.A. Typhodont exercises (BEGG's)

- Teeth setting in Class-II division I malocclusion with maxillary anterior proclination and mandibular anterior crowding


 DR. VISHAL K.
 Dept. of Orthodontics
 Maratha Mahavidyalaya
 Coimbatore-435003

2. Band pinching, welding brackets and buccal tubes to the bands
3. Stage-I
4. Stage-II
5. Pre Stage-III
6. Stage-III

B. Typhodont exercises (Straight Wire)

1. Bracket postioning
2. Leveling and aligning
3. Retraction/ Space Closure
4. Finishing

16. Wire bending exercises for Straight Wire Technique:

1. Vertical loop (Open & Closed) Modification: Bull Loop, Omega Loop
2. Tear drop loop
3. T loop
4. Mushroom loop
5. L loop
6. Double key hole loop
7. PG retraction Spring
8. Opus loop
9. K-SIR loop

MDS CURRICULUM Academic activities (First six months)

Classes on basic subjects

- Applied anatomy & histology
- Physiology & biochemistry
- Pathology & microbiology
- Applied pharmacology
- Biostatistics
- Research Methodology
- ❖ Submission of dissertation synopsis
- ❖ Library dissertation topic selection
- ❖ Seminar presentations -- weekly twice
- ❖ Journal Club presentations – weekly once
- ❖ Preclinical short presentations & discussions
- ❖ Undergraduate classes – 2

1st year examination- Basic subjects

- Applied anatomy & histology
- Physiology & biochemistry
- Dental Materials
- Genetics
- Pathology & microbiology
- Applied pharmacology
- Biostatistics
- Research Methodology
- Physical Anthropology

Additional syllabus for orthodontic PG's:

1. Assessment of growth and development:

Growth prediction, growth spurts, the concept of normality and growth increments of growth, differential growth, gradient of growth, methods of gathering growth data. Theories of growth and recent advances, factors affecting physical growth.

2. Muscles of mastication:

Development of muscles, muscle change during growth, muscle function and facial development, muscle function and malocclusion

3. Development of dentition and occlusion:

Dental development periods, order of tooth eruption, chronology of permanent tooth formation, periods of occlusal development, pattern of occlusion.

4. Assessment of skeletal age

The carpal bones, carpal x - rays, cervical vertebrae.

MDS CURRICULUM ASSIGNMENTS

(Next six months)

CLINICAL WORK

Case allotment (New) -- 20

Transfer cases -- 5

Type of cases

- i. Removable active appliances-5cases
- ii. Class-I malocclusion with Crowding
- iii. Class-I malocclusion with bi-maxillary protrusion
- iv. Class-II division-1
- v. Class-II division-2
- vi. Class-III (Orthopedic, Surgical, Orthodontic cases)
- vii. Inter disciplinary cases
- viii. Removable functional appliance cases like activator, Bionator, functional regulator, twin block and new developments
- ix. Fixed functional appliances - Herbst appliance, jasper jumper etc - 5 cases
- x. Dento-facial orthopedic appliances like head gears, rapid maxillary expansion niti expander etc., - 5 cases
- xi. Appliance for arch development such as molar distalization -m 5 cases
- xii. Fixed mechano therapy cases (Begg, PEA, Tip edge, Edgewise)
Retention procedures of above treated cases.

ACADEMIC REQUIREMENTS

Seminar presentations --weekly twice

Journal Clubs -- weekly once

Library Dissertation

Clinical Short presentations & Discussions

Undergraduate classes --3

Case conferences


DR. VIJAY NAIK
Professor & Head
Department of Orthodontics
Dental College
Mangalore
Karnataka
575 001

MDS CURRICULUM ASSIGNMENTS

CLINICAL WORK

Case allotment (New)	-- 30
Transferred Case allotment	-- 15

Type of cases

- i. Removable active appliances-5cases
- ii. Class-I malocclusion with Crowding
- iii. Class-I malocclusion with bi-maxillary protrusion
- iv. Class-II division-1
- v. Class-II division-2
- vi. ClassIII (Orthopedic, Surgical, Orthodontic cases)
- vii. Inter disciplinary cases
- viii. Removable functional appliance cases like activator, Bionator, functional regulator, twin block and new developments
- ix. Fixed functional appliances - Herbst appliance, jasper jumper etc - 5 cases
- x. Dento-facial orthopedic appliances like head gears, rapid maxillary expansion niti expander etc., - 5 cases
- xi. Appliance for arch development such as molar distalization - 5 cases
- xii. Fixed mechano therapy cases (Begg, PEA, Tip edge, Edgewise)
Retention procedures of above treated cases.

DR. VIJAY NAIK

Academic Activities:

Seminar presentations -- weekly twice
Journal Clubs -- weekly once
Library Dissertation to be submitted on or before the end of six months
Dissertation work to be carried out
Clinical Discussions
Undergraduate classes
Interdepartmental meetings
Field visits: Dental camps

Extra Curricular recommendations:

Conference and workshop participation (mandatory for specialty conferences)

Paper presentation – 1 (mandatory)

Poster presentation – 1

2nd year examination – Internal assessment

MDS CURRICULUM ASSIGNMENTS

(III MDS)

CLINICAL WORK

- Case discussions
- Preparation of finished cases and presenting the cases

ACADEMIC ACTIVITIES:

- Seminars
- Journal clubs
- Undergraduate classes
- Interdepartmental meetings
- Finishing and presenting cases taken up.
- Submission of dissertation six months before the final exam.

MOCK EXAMINATION PRIOR TO FINAL EXAMINATION


DR. VIJAY NAIR
Professor and Head
Department of Orthodontics
and Maxillofacial Surgery
Dental College
Bangalore 560019

PG INC

DEPARTMENT OF ORTHODONTICS AND DENTOFACIAL ORTHOPEDICS

WEEKLY PROGRAMME 2021-2022

DAY	DURATION	PG PROGRAMME
MONDAY	9:15AM-10AM	JOURNAL CLUB PRESENTATION
	10AM-3PM	CLINICAL HOURS
TUESDAY	9:15AM-10AM	CASE PRESENTATION
	10AM-11AM	CASE REVIEW
	11AM-3PM	CLINICAL HOURS
WEDNESDAY	9:15AM-10AM	SEMINAR PRESENTATION
	10AM-3PM	CLINICAL HOURS
THURSDAY	9:15AM-10AM	SEMINAR PRESENTATION
	10AM-3PM	CLINICAL HOURS
FRIDAY	9:15AM-10AM	CASE PRESENTATION
	10AM-11AM	CASE REVIEW
	11AM-3PM	CLINICAL HOURS
SATURDAY	9:15AM-10AM	RECORDS UPDATE
SIGN STAFF INCHARGE		

PG INCHARGE SIGNATURE

DR. VIJAY NAIK

Head of Department

Department of Orthodontics


Faculty of Dental Sciences

K. J. Somaiya Institute of Dental Sciences

HEAD OF DEPARTMENT SIGN

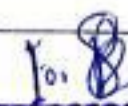
Seminar plan for MDS 2021-2022

S. No	Topic of Seminar	PG Student
1	Bonding and banding	Dr Akshay Dr Shivaleela
2	Lingual orthodontics	Dr Aswin Dr Akshay Dr Shivaleela
3	MBT	Dr Aswin Dr Akshay Dr Shivaleela
4	Myofunctional appliances	Dr Aswin Dr Akshay Dr Shivaleela
5	Friction mechanics	Dr Akshay
6	Frictionless mechanics	Dr Aswin
7	Biology of tooth movement	Dr Akshay Dr Shivaleela Dr Aswin
8	Straight wire appliances	Dr Akshay Dr Shivaleela Dr Aswin
9	Clear aligners	Dr Akshay Dr Shivaleela Dr Aswin
10	Growth and development: Part 1	Dr Sanjeevini
11	Fixed functional appliances	Dr Akshay Dr Shivaleela Dr Aswin
12	Surgical orthodontics	Dr Akshay Dr Shivaleela Dr Aswin
13	Controversies in orthodontics	Dr Akshay Dr Shivaleela Dr Aswin
14	Management of open bite	Dr Akshay
15	Management of deepbite	Dr Aswin
16	Tip edge appliances	Dr Akshay Dr Aswin
17	RME	Dr Shivaleela
18	Self ligating system	Dr Shivaleela
19	Cleft lip and palate	Dr Akshay
20	Adult orthodontics	Dr Akshay Dr Shivaleela Dr Aswin

 **DR VIJAY NAIK**
 Professor and Head
 Dept of Orthodontics and Craniofacial Orthopedics
 Maratha Dental College, Warananagar
 Maharashtra-421004
 Email: vijaynaik10@gmail.com

Maratha Mandal's NGH Institute of Dental Sciences & Research Centre
Department of Periodontology
Third Year Oddbatch 2022-23 Lecture Schedule (25-04-2022 onwards)

Sl no	Date	Topic	Hours	Staff
1	13-04-22	Overview of Periodontology and Implantology . Introduction to OSPE AND OSCE	01	Dr. Aarati
2	27-05-22	Gingiva	02	Dr. Deepa Dr. Sachita
3	03-06-22			
4	10-06-22	Periodontal Ligament	01	Dr. Naseema Dr. Akanksha
5	17-06-22	Cementum	01	Dr. Soumya Dr. Pushpa
6	24-06-22	Alveolar Bone	01	Dr. Darsha Dr. Sandeep
7	01-07-22	Aging and periodontium	01	Dr. Sheetal
8	08-07-22	Instruments & Principles of instrumentation & ultrasonic scalers	02	Dr. Aarati
9	15-07-22			
10	22-07-22	Gingival inflammation & extension of inflammation	01	Dr. Akanksha
11	29-07-22	Clinical features of gingivitis	01	Dr. Sanjeevini
12	05-08-22	Defense mechanism of gingiva	01	Dr. Pushpa
13	12-08-22	Acute gingival infections	02	Dr. Sandeep
14	19-08-22			
15	26-08-22	Gingival enlargement	02	Dr. Sachita
16	02-09-22			
17	09-09-22	Desquamative gingivitis & oral mucous membrane diseases	01	Dr. Sheetal
18	16-09-22	Gingival diseases of childhood	01	Dr. Sanjeevini
19	23-09-22	Periodontal Pocket	02	Dr. Satya
20	30-09-22			
21	07-10-22	Periodontal microbiology	02	Dr. Sachin
22	14-10-22			
23	21-10-22	Calculus	01	Dr. Minal


Professor & Head
 Dept. of Periodontics
 Maratha Mandal's NGH Institute of Dental Sciences & Research Centre
 Warananagar, Pune-411 004


24	04-11-22	Classification of gingival diseases	01	Dr. Sanjeevini
25	28-10-22	AIDS and periodontium	01	Dr. Sachin
26	18-11-22	Trauma from occlusion	01	Dr. Sanjeevini
27	25-11-22	Host Response	01	Dr. Sandeep
28	02-12-22	Host bacterial interaction	01	Dr. Sandeep
29	09-12-22	Halitosis	01	Dr. Minal
30	16-12-22	Dentine Hypersensitivity	01	Dr. Sheetal


Professor & Head
 Dept. of Periodontics
 Dr. B. B. Mandgi Dental College
 Adgaon & Hospital & Centre
 BL-CAUM 390 010

Maratha Mandal's NGH Institute of Dental Sciences, Department of Periodontology

Third Year 2021-22 Regular batch Lecture Schedule (24-12-2021 onwards)

Sl no	Date	Topic	Hours	Staff
1	24-12-21	Gingiva	02	Dr. Naseema Dr. Sachita
2	31-12-21			
3	07-01-22	Overview of Periodontology and Implantology . Introduction to OSPE AND OSCE	01	Dr. Aarati
4	14-01-22	Periodontal Ligament	01	Dr. Chandini Dr. Akanksha
5	21-01-22	Cementum	01	Dr. Akshata Dr. Satya
6	28-01-22	Alveolar Bone	01	Dr. Rajesh Dr. Sandeep
7	04-02-22	Aging and periodontium	01	Dr. Varshita Dr. Pushpa
8	11-2-22	Periodontal microbiology	02	Dr. Sachin
9	18-2-22			
10	25-2-22	Host bacterial interaction	01	Dr. Sandeep
11	04-03-22	Host Response	01	Dr. Akanksha
12	11-03-22	Calculus	01	Dr. Naseema Dr. Akanksha
13	25-03-22	Gingival inflammation & extension of inflammation	01	Dr. Akanksha
14	01-04-22	Clinical features of gingivitis	01	Dr. Harish Dr. Sanjeevini
15	22-04-22	Defense mechanism of gingiva	01	Dr. Pushpa


Professor & Head
 Dept. of Periodontics
 Maratha Mandal Dental College
 Aspirin & Research Centre
 BELGAUM 590 010


16	29-04-22	Classification of gingival diseases	01	Dr. Sanjeevini
17	13-05-22	Acute gingival infections	02	Dr. Sandeep
18	27-05-22			
19	03-06-22	Desquamative gingivitis & oral mucous membrane diseases	01	Dr. Akansha
20	10-06-22	Gingival diseases of childhood	01	Dr. Darsha Dr. Sanjeevini
21	17-06-22	Periodontal Pocket	02	Dr. Satya
22	17-06-22			
23	24-06-22	Gingival enlargement	02	Dr. Sachita
24	01-07-22			
25	01-07-22	AIDS and periodontium	01	Dr. Anisha Dr. Sanjeevini
26	22-07-22	Trauma from occlusion	01	Dr. Sheetal
27	23-07-22	Instruments & Principles of instrumentation & ultrasonic scalers	02	Dr. Sowmya Dr. Aarati
28	23-07-22			
29	29-07-22	Halitosis	01	Dr. Anisha Dr. Satya
30	05-08-22	Dentine Hypersensitivity	01	Dr. Sanjeevini
31	06-08-22	Case History	02	Dr. Sandeep
32	06-08-22			


Professor & Head
 Dept. of Periodontics
 Omkar Mandir Dental Centre
 AOSPOM & HSCDCH Centre
 BELGAUM 590 010

Maratha Mandal's NGH Institute of Dental Sciences, Department of Periodontology

Third Year Odd batch Lecture Schedule (May 2021 onwards)

Sl no	Date	Topic	Hours	Staff
1	15-05-21	Introduction to Periodontology and Implantology	01	Dr.Aarati
2	07-05-21	Instruments	01	Dr.Shweta Dr.Sachita
3	21-05-21	Principles of Instrumentation	01	Dr. Chandini Dr. Aarati
4	28-05-21	Case History	01	Dr. Darsha Dr. Aarati
5	04-06-21	Case History	01	Dr. Harish Dr. Aarati
6	11-06-21	Gingiva	02	Dr. Soumya Dr. Pushpa
7	18-06-21			
9	25-06-21	Periodontal Ligament	01	Dr. Darsha Dr. Sheetal
10	02-07-21	Cementum	01	Dr. Chandini Dr. Aarati
11	09-07-21	Alveolar Bone	01	Dr. Kahon Dr. Aarati
12	16-07-21	Aging and periodontium	01	Dr. Akshata Dr. Aarati
13	23-07-21	Gingival inflammation & extension of inflammation	01	Dr. Anisha Dr. Aarati
14	30-07-21	Clinical features of gingivitis	01	Dr.Naseema Dr. Sandeep
15	06-08-21	Defense mechanism of gingiva	01	Dr.Naseema Dr. Sachin
16	13-08-21	Acute gingival infections	02	Dr. Sachin
17	27-08-21			
18	03-09-21	Gingival enlargement	02	Dr. Sachita
19	17-09-21			
20	24-09-21	Desquamative gingivitis & oral mucous membrane diseases	01	Dr. Sanjeevini
21	01-10-21	Gingival diseases of childhood	01	Dr. Anisha Dr. Pushpa
22	22-10-21	Periodontal Pocket	02	Dr.Harish Dr.Sachita
23	29-10-21			
24	12-11-21	Periodontal microbiology	02	Dr.Kahon Dr. Sandeep
25	19-11-21			


Professor & Head
 Dept of Periodontics
 Maratha Mandal Dental College
 AOSPM & Research Centre
 BELGAUM 590 010

Maratha Mandal's NGH Institute of Dental Sciences, Department of Periodontology

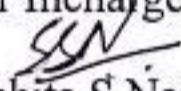
Third Year Odd batch Lecture Schedule (May 2021 onwards)

26	26-11-21	Calculus	01	Dr. Akanksha Dr. Aarati
27	08-10-21	Classification of gingival diseases	01	Dr. Darsha Dr. Aarati
28	03-12-21	AIDS and periodontium	01	Dr. Rajesh Dr. Sachita
29	10-12-21	Trauma from occlusion	01	Dr. Sanjeevini
30	17-12-21	Host Response	01	Dr. Sandeep
31	24-12-21	Host bacterial interaction	01	Dr. Sandeep
32	31-12-21	Halitosis	01	Dr. Harish Dr. Pushpa
33	07-01-22	Dentine Hypersensitivity	01	Dr. Varshita Dr. Sachita


Professor & Head
Dept. of Periodontics
Maratha Mandal's Dental College
Aashirwad & P. S. P. Centre
BL. LAUM 596 010

Department of Periodontology
IIIrd BDS BATCH 2021-2022
CLINICAL DISCUSSION TOPICS

Sl.No	Topics
1.	Sterilization & Infection Control
2.	Periodontal instruments
3.	Instrumentation- principles of instrumentation
4.	Nonsurgical Therapy- Demo of Scaling
5.	Mechanical plaque control
6.	Chemical plaque control
7.	Case history discussion
8.	Case history discussion

III rd yr Incharge

(Dr Sachita S Naik)

UG Incharge
(Dr Pushpa)


Professor & Head
Dept. of Periodontology
Dr. B. K. Mandal Dental College
AOSP and Research Centre
BELGAUM - 594 010

Department of Periodontology
IIIrd BDS BATCH 2020 - 21
CLINICAL DISCUSSION TOPICS

Sl.No	Topics
1.	Sterilization & Infection Control
2.	Periodontal instruments
3.	Instrumentation- principles of instrumentation
4.	Nonsurgical Therapy- Demo of Scaling
5.	Mechanical plaque control
6.	Chemical plaque control
7.	Case history discussion
8.	Case history discussion
9.	Covid-19 Protocol Discussion

III rd yr Incharge

(Dr Sandeep)



UG Incharge

(Dr Pushpa)



Professor & Head
Dept. of Periodontics
Bharati Vastu Dental College
Hospital & Research Centre
BELLARUM - 560 010


Final Year 2020-21 Regular batch Lecture Schedule(06-07-2020 onwards)

02 Dr. S
02 Dr. S
Professor & Head
Dept. of Periodontics
Shri M. Mandali Dental College,
Aospur & Musapur, Dist. Solapur
TELGAUM 596 010

Maratha Mandal's NGH Institute of Dental Sciences, Department of Periodontology

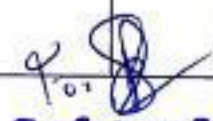
Final Year 2021-22 Odd batch Lecture Schedule (May 2021 onwards)

Sl no	Date	Topic	Hours	Staff
1	18-05-21	Gingival enlargement	01	Dr. Sachin
2	25-05-21	Genetics		Dr. Sandeep
3	01-06-21	Surgical phase of therapy	01	Dr. Sanjeevini
4	08-06-21	General principles of periodontal surgery	01	Dr. Pushpa
5	15-06-21	Curettage	01	Dr. Sheetal
6	22-06-21	Gingivectomy	01	Dr. Sheetal
7	29-06-21	Periodontal flap	02	Dr. Pushpa
8	06-07-21			
9	13-07-21	Resective osseous surgery		Dr. Sheetal
10	20-07-21	Reconstructive osseous surgery	01	Dr. Sheetal
11	27-07-21	Periodontal plastic surgery	01	Dr. Sachin
12	03-08-21			
13	31-09-21			
14	03-09-21	Microsurgery		Dr. Sanjeevini
15	14-09-21	Periodontal treatment in female patients	02	Dr. Sheetal
16	17-09-21	Risk assessment		Dr. Sachita
17	05-10-21	Splints		Dr. Sanjeevini
18	12-10-21	Lasers in Periodontal Therapy		Dr. Sachin
19	21-10-21	Host modulation		Dr. Sandeep
20	28-10-21			
21	29-10-21	Implants		Dr. Sanjeevini


Professor & Head
 Dept. of Periodontics
 Maratha Mandal's Dental College
 Aurangabad & Research Center
 BELGAUM 590 010

Final Year 2021-22 Regular batch Lecture Schedule (20-12-2021 onwards)

Sl no.	Date	Topic	Hrs	Name
1	20-12-21	Smoking and periodontal disease	01	Dr. Sandeep
2	21-12-21	Role of iatrogenic factors	01	Dr. Anisha Dr. Sachita
3	27-12-21	Periodontal Pocket	01	Dr. Satya
4	28-12-21	Classification of periodontal diseases	01	Dr. Satya
5	03-01-22	Chronic and Aggressive Periodontitis	01	Dr. Akanksha
6	04-01-22	Genetic Factors in Periodontal Diseases	01	Dr. Satya
7	10-01-22	Bone loss and patterns of bone loss	01	Dr. Sachita
8	11-01-22	Furcation involvement and its treatment	02	Dr. Sachita
9	17-01-22			
10	24-01-22	Endo-perio lesions	01	Dr. Satya
11	25-01-22	Radiographic aids	01	Dr. Akanksha
12	31-01-22	Diagnosis and advanced diagnostic aids	02	Dr. Satya
13	01-02-22			
14	07-02-22	Risk assessment	01	Dr. Sachita
15	08-02-22	Periodontal medicine	01	Dr. Akanksha
16	14-02-22	Prognosis	01	Dr. Pushpa
17	15-02-22	Treatment plan	01	Dr. Aarati
18	21-02-22	Periodontal therapy for the medically compromised patients	01	Dr. Akanksha


Professor & Head
 Dept of Periodontics
 Maratha Mandal's Dental College,
 Adgaon & Pimpri, N. Centre,
 BELGAUM 590 010


19	22-02-22	Periodontal treatment in female patients	01	Dr.Darsha Dr. Sheetal
20	28-02-22	Splints	01	Dr. Harish Dr. Pushpa
21	07-03-22	Rationale of periodontal therapy	01	Dr.Sheetal
22	14-03-22	Surgical phase of therapy& general principles of periodontal surgery	01	Dr.Sanjeevini
23	15-03-22	Curettage	01	Dr.Anisha Dr. Aarati
24	22-03-22	Gingivectomy	01	Dr Aarati
25	11-04-22	Periodontal flap	02	Dr.Akanksha
26	12-04-22			
27	18-04-22	Resective osseous surgery	01	Dr. Sanjeevini
28	19-04-22	Reconstructive osseous surgery	01	Dr. Pushpa
29	25-04-22	Periodontal plastic surgery	02	Dr. Sanjeevini
30	26-04-22			
31	09-05-22	Microsurgery	01	Dr. Sachin
32	23-05-22	Host modulation	02	Dr. Sachita
33	24-05-22			
34	21-06-22	Lasers in Periodontal Therapy	01	Dr.Sachita
35	19-07-22	Implants	02	Dr.Sachin
36	19-07-22			
37	26-07-22	Stress and Periodontium	01	Dr.Sachita
38	02-08-22	Supportive periodontal therapy	01	Dr.Satya


Professor & Head
 Dept of Periodontics
 Sri Sri Mandak Dental College,
 Adipura & Husepur, B. Landre
 BELGAUM 590 010

Maratha Mandal's NGH Institute of Dental Sciences, Department of Periodontology

Final Year 2022-23 Odd batch Lecture Schedule (04-05-2022 onwards)

Sl no.	Date	Topic	Hrs	Name
1	09-05-22	Classification of periodontal diseases	01	Dr. Satya
2	23-05-22	Chronic and Aggressive Periodontitis	01	Dr. Akanksha
3	24-05-22	Case history	02	Dr. Sandeep
4	30-05-22			
5	31-05-22	Diagnosis and advanced diagnostic aids	02	Dr. Satya
6	07-05-22			
7	14-06-22	Bone loss and patterns of bone loss	01	Dr. Sachita
8	28-06-22	Role of iatrogenic factors	01	Dr. Sachin
9	21-06-22	Evidence based dental practice	01	Dr. Sheetal
10	05-07-22	Periodontal therapy for the medically compromised patients	01	Dr. Akanksha
11	12-07-22	Radiographic aids	01	Dr. Akanksha
12	19-10-22	Furcation involvement and its treatment	02	Dr. Sheetal
13	16-08-22			
14	23-08-22	Periodontal medicine	01	Dr. Akanksha
15	30-08-22	Endo-perio lesions	01	Dr. Satya
16	06-09-22	Smoking and periodontal disease	01	Dr. Sandeep
17	13-09-22	Prognosis	01	Dr. Aarati
18	20-09-22	Treatment plan	01	Dr. Aarati
19	27-09-22	Rationale of periodontal therapy	02	Dr. Sheetal
20	27-09-22			
21	11-10-22	Surgical phase of therapy & general principles of periodontal surgery	01	Dr. Sanjeevini
22	18-10-22	Curettage	01	Dr. Aarati
23	18-10-22	Gingivectomy	01	Dr. Aarati
24	08-11-22	Periodontal flap	02	Dr. Pushpa
25	08-11-22			
26	10-11-22	Resective osseous surgery	01	Dr. Sanjeevini
27	16-11-22	Reconstructive osseous surgery	01	Dr. Pushpa
28	12-11-22	Periodontal plastic surgery	03	Dr. Sanjeevini
29	15-11-22			
30	15-11-22			
31	17-11-22	Microsurgery	01	Dr. Sachin
32	19-11-22	Periodontal treatment in female patients	01	Dr. Sachita
33	22-11-22	Risk assessment	01	Dr. Sheetal
34	23-11-22	Splints	01	Dr. Sachita
35	24-11-22	Genetic Factors in Periodontal Diseases	01	Dr. Sandeep
36	26-11-22	Lasers in Periodontal Therapy	01	Dr. Minal
37	29-11-22	Host modulation	02	Dr. Sachita
38	29-11-22			
39	30-11-22	Implants	02	Dr. Sachin
40	30-11-22			
41	30-11-22			


Professor & Head
Dept. of Periodontology
Maratha Mandal's NGH Institute of Dental Sciences
ADP, Pimpri & Pimpri Chinchwad
BELGAUM 590 010

**MARATHA MANDAL'S NATHAJIRAO G. HALGEKAR INSTITUTE OF DENTAL
SCIENCES & RESEARCH CENTRE, BELGAUM**

DEPARTMENT OF PERIODONTOLOGY

DISCUSSION TOPICS 2021-22 1st MDS

SR. NO.	DATE	TOPICS	STAFF SIGN
1.	10/2/22	Sterilization/HIV Protocols	Dr. Pushpa
2.	15/2/22	Instruments	Dr. Pushpa
3.	23/2/22	Scaling & Root Planning & Splinting	Dr. Sanjeevini
4.	25/3/22	Principles & Rationale of Surgery	Dr. Aarati
5.	19/2/22	A) Suture Material B) Techniques	Dr. Sandeep
6.	2/7/22	Minor Surgery A) Frenotomy B) Frenectomy	Dr. Sanjeevini
7.	20/10/22	Depigmentation	Dr. Sandeep
8.	25/10/22	Electrocautery	Dr. Sachin
9.	28/10/22	Lasers	Dr. Sachin
10.	17/12/22	Curettage & Gingivectomy	Dr. Sheetal
11.	10/1/23	Flap Surgery	Dr. Pushpa
12.	17/1/23	Resective Osseous Surgery	Dr. Sandeep
13.	24/1/23	Reconstructive osseous Surgery	Dr. Sheetal
14.	31/1/23	Periodontal Plastic Surgery	Dr. Aarati

Professor & Head

Dept. of Periodontics

Maratha Mandal Dental College

Hospital & Research Centre

Belgaum - 591016

**MARATHA MANDAL'S NATHAJIRAO G. HALGEKAR INSTITUTE OF DENTAL
SCIENCES & RESEARCH CENTRE, BELGAUM**

DEPARTMENT OF PERIODONTOLOGY

DISCUSSION TOPICS 2020 1st MDS

SR. NO.	DATE	TOPICS	STAFF SIGN
1.	20/08/2020	Sterilization/HIV /Covid Protocols	Dr. Suvarna
2.	10/09/2020	Instruments	Dr. Sanjeevini
3.	24/09/2020	Scaling & Root Planning	Dr. Sheetal
4.	22/10/2020	Splinting	Dr. Sachin
5.	26/11/2020	Suture Material, Techniques	Dr. Sandeep
6.	18/03/2021	Minor Surgery- Frenotomy, Frenectomy	Dr. Sanjeevini
7.	18/03/2021	Depigmentation	Dr. Harshada
8.	07/04/2021	Electrocautery	Dr. Sachin
9.	07/05/2021	Lasers	Dr. Harshada
10.	15/05/2021	Principles & Rationale of Surgery	Dr. Aarati
11.	21/05/2021	Gingivectomy	Dr. Sheetal
12.	24/05/2021	Flap Surgery	Dr. Pushpa
13.	7/9/21	Resective Osseous Surgery	Dr. Suvarna
14.	23/9/21	Reconstructive osseous Surgery	Dr. Sandeep
15.	6/10/21	Periodontal Plastic Surgery	Dr. Pushpa


Professor & Head
 Dept. of Periodontics
 Maratha Mandal Dental College
 Hospital & Research Centre
 BELGAUM 590 010



**DEPARTMENT OF ORAL PATHOLOGY AND MICROBIOLOGY
MARATHA MANDALS NATHAJIRAO G. HALGEKAR INSTITUTE OF DENTAL
SCIENCES AND RESEARCH CENTRE, BELAGAVI**

UNDERGRADUATES

I BDS- Dental Anatomy, Dental Histology and Embryology

1. Theory- Didactic lectures, group discussions
2. Practical- Normal histology slides of Oral Cavity and its structure identification
3. Age estimation and tooth Identification through dental cast models
4. Wax block carving of anatomy of permanent tooth

II BDS- Oral and Maxillofacial Pathology

1. Theory- Didactic lectures, group discussions
2. Practical- Histopathological identification of slides of Oral pathology lesions/ diseases
3. Identification of Oral pathological diseases through models

III BDS- Oral and Maxillofacial Pathology

1. Theory- Didactic lectures, group discussions
2. Practical- Histopathological identification of slides of Oral pathology lesions/ diseases
3. Identification of Oral pathological diseases through models


Professor & Head
Department of Oral & Maxillofacial
Pathology & Microbiology
M. M. N.G. Halgekar Institute of Dental
Sciences & Research Centre, Belagavi-590010

I BDS

DENTAL ANATOMY & HISTOLOGY CLASS SCHEDULE 2017 to 2018

THEORY

S.NO	TOPIC	STAFF	Number of hours
1	Introduction dental anthropology & comparative dental anatomy	Dr. Vijayalakshmi	1 hr
2	Nomenclature & Terminologies	Dr. Vijayalakshmi	1 hr
3	Tooth numbering system	Dr. Vijayalakshmi	1 hr
4	Differences between Primary and Permanent teeth	Dr. Vijayalakshmi	2 hr
5	Epithelium & connective tissue	Dr. Smita	1 hr
6	Permanent Maxillary central Incisor	Dr.Smita	1 hr
7	Cell structure and function	Dr.Deepa	1 hr
8	Development and growth of face and jaws	Dr.Deepa	1 hr
9	Development of teeth	Dr.Vijayalakshmi	6 hr
10	Permanent Maxillary lateral Incisor	Dr.Smita	1 hr
11	Enamel	Dr.Deepa	8 hr
12	Mandibular central & lateral incisor	Dr.Smita	1 hr
13	Dentine	Dr.Smita	6 hr
14	Maxillary Canine	Dr.Deepa	1 hr
15	Pulp	Dr. Vijayalakshmi	5 hr
16	Mandibular canine	Dr.Smita	1 hr
17	Cementum	Dr.Deepa	5 hr
18	Maxillary first & second premolar	Dr.Smita	2 hr
19	Periodontal ligament	Dr.Smita	5 hr
20	Mandibular first & second premolar	Dr.Smita	2 hr
21	Bone & Theories of mineralization	Dr Deepa	6 hr
22	Maxillary first molar	Dr. Vijayalakshmi	1 hr
23	Salivary Glands	Dr. Vijayalakshmi	4 hr
24	Maxillary second molar and third molar	Dr Deepa	1 hr
25	Oral mucous membrane	Dr.Smita	8 hr
26	Mandibular first molar	Dr Deepa	1 hr
27	TMJ	Dr Deepa/Self study	4 hrs
28	Occlusion	Dr.Vijayalakshmi/Self study	4 hrs
29	Internal anatomy of pulp	Dr.Smita/self study	1 hr
30	Mandibular second and third molar	Dr.Smita	1 hr
31	Maxillary sinus	Dr Deepa	3 hrs
32	Histochemistry of Oral tissues	Dr. Vijayalakshmi	4 hrs
33	Mastication & Deglutition	Dr.Smita	1 hr
34	Theories of eruption and shedding	Dr.Smita	4 hrs


Professor & Head
 Department of Oral & Maxillofacial
 Pathology & Microbiology
 M. M. N.G. Haigekar Institute of Dental
 Sciences & Research Centre, Belgaum-590010

I BDS

DENTAL ANATOMY & HISTOLOGY CLASS SCHEDULE August 2017 to May 2018

Practicals

Work to be completed before 1st Internal Assessment

- Carving of basic structure
- Carving of Maxillary permanent central and Lateral Incisor
- Carving of Mandibular permanent central and Lateral Incisor
- Demonstration of Maxillary Canine
- Discussion of histopathological slides pertaining to theory topics completed.
- Age estimation of cast (Mixed and Deciduous dentition)
- Completion of journal according to the work.

Work to be completed before 2nd internal assessment.

- Carving of Maxillary and Mandibular canine.
- Carving of Maxillary and Mandibular 1st and 2nd premolar.
- Discussion of histopathological slides pertaining to theory topics completed.
- Age estimation of cast (permanent dentition)
- Completion of journal according to the work

Work to be completed after 3rd internal assessment.

- Demonstration of carving of Maxillary 1st molar
- Carving of Maxillary and Mandibular 1st molar.
- Discussion of histopathological slides pertaining to theory topics completed.
- Discussion of teeth specimens (Deciduous and Permanent)
- Completion of journal according to the work.



Professor & Head
Department of Oral & Maxillofacial
Pathology & Microbiology
M. M. N.G. Halgekar Institute of Dental
Sciences & Research Centre, Belgaum-590010

**DEPARTMENT OF ORAL PATHOLOGY AND MICROBIOLOGY
MARATHA MANDALS NATHAJIRAO G. HALGEKAR INSTITUTE OF DENTAL
SCIENCES AND RESEARCH CENTRE, BELAGAVI**

LESSON PLANNING FOR II BDS REGULAR/ODD BATCH 2017-2018

Theory

Sl.No	Topic	Hours	Staff
1	Developmental anomalies of oral and para oral structures	15	Dr. Vijayalakshmi K
	a. Soft tissue anomalies		Dr. Vijayalakshmi.K
	b. Hard tissue anomalies		
2	Dental Caries	5	Dr. Smita
3	Diseases of Pulp and Periapical	5	Dr. Deepa K

Practical's

Showing of models and slides along with theory lectures

1. Models of developmental anomalies
2. Specimens and slides for identification of pathology of Dental caries
3. Specimens and slides for identification of pathology of pulp and periapical diseases




Professor & Head
Department of Oral Pathology & Microbiology
Belagavi
M. M. Halgekar
Sciences & Research Centre, Belagavi

**DEPARTMENT OF ORAL PATHOLOGY AND MICROBIOLOGY
MARATHA MANDALS NATHAJIRAO G. HALGEKAR INSTITUTE OF DENTAL
SCIENCES AND RESEARCH CENTRE, BELAGAVI**

LESSON PLANNING FOR III BDS REGULAR/ODD BATCH DEC 2017-2018

Theory

Sl.No.	Topic	No. of hours	Staff
1	Salivary Gland tumors	8hrs	Dr. Deepa K
2	Diseases of blood and blood forming organs	4hrs	Dr. Vijayalakshmi
3	Odontogenic cyst	8hrs	Dr.Smita
4	Odontogenic tumor	11hrs	Dr. Vijayalakshmi
5	Premalignant lesion and condition	5hrs	Dr. Deepa K
6	Benign and Malignant tumors of epithelial tissue origin	4hrs	Dr. Deepa K
7	Benign and malignant tumor of Connective tissue origin	10hrs	Dr.Smita
8	Diseases of skin	10hrs	Dr. Vijayalakshmi
9	Viral infections, immunological disorders	4hrs	Dr. Deepa
10	Bacterial infections	4hrs	Dr.Smita
11	Fungal infections	4hrs	DrVijayalakshmi
12	Oral aspects of Metabolic disease	5hrs	DrDeepa
13	Forensic Odontology	6hrs	Dr.Smita
14	Diseases of Bone	8hrs	DrVijayalakshmi
15	Spread of infection	2hrs	DrDeepa
16	Physical and chemical injuries of oral cavity	5hrs	Dr.Smita
17	Diseases of nerves	2hrs	DrDeepa
18	Normal oral flora	3hrs	DrVijayalakshmi
19	Biopsy, cytology and Healing Oral Wound	5hrs	DrDeepa
20	Diseases of periodontology	5hrs	Dr.Smita
21	Salivary Gland Tumors	8hrs	DrRamakantNayak
22	Revision of developmental anomalies of oral cavity	2hrs	DrVijayalakshmi
23	Revision of dental caries	2hrs	Dr.Smita
24	Revision of pulp and periapical diseases	2hrs	DrDeepa
25	Seminar	1hr	DrVijayalakshmi
26	Seminar	1hr	Dr.Smita
27	Group discussion	1hr	DrDeepa
28	Group discussion	1hr	Dr.Smita
29	Revision	1hr	DrVijayalakshmi
30	Revision	1hr	Dr.Smita
31	Revision	1hr	DrDeepa
32	Class test (MCQ's)	1hr	DrVijayalakshmi


 Professor
 Department of Oral Pathology and Microbiology
 Maratha Mandals Nathajirao G. Halgekar Institute of Dental
 Sciences and Research Centre, Belagavi

33	Class test (MCQ's)	1hr	Dr.Smita
34	Class test (MCQ's)	1hr	DrDeepa
35	Discussion of 5 year question paper	1hr	Dr.Smita
36	Discussion of 5 year question paper	1hr	DrDeepa

LESSON PLANNING FOR III BDS REGULAR/ODD BATCH DEC 2017-2018

Practicals

1. Specimens and models will be discussed and showed to student corresponding to the theory topic covered.
2. Slide discussion and identification will be carried out according to the theory topic covered.



Professor & Head

Department of Oral & Maxillofacial

Pathology & Radiology

M. M. N.C. Halgaller Institute of Dental

Sciences & Research Centre, Belgaum-590010

1 BDS

DENTAL ANATOMY & HISTOLOGY CLASS SCHEDULE 2022

THEORY

S.NO	TOPIC	STAFF	Number of hours
1	Introduction dental anthropology & comparative dental anatomy	Dr. Vijayalakshmi	1 hr
2	Nomenclature & Terminologies	Dr. Vijayalakshmi	1 hr
3	Tooth numbering system	Dr. Vijayalakshmi	1 hr
4	Differences between Primary and Permanent teeth	Dr. Vijayalakshmi	2 hr
5	Epithelium & connective tissue	Dr. Ruthushree	1 hr
6	Permanent Maxillary central Incisor	Dr. Ruthushree	1 hr
7	Cell structure and function	Dr. Deepa	1 hr
8	Development and growth of face and jaws	Dr. Deepa	1 hr
9	Development of teeth	Dr. Vijayalakshmi	6 hr
10	Permanent Maxillary lateral Incisor	Dr. Ruthushree	1 hr
11	Enamel	Dr. Deepa	8 hr
12	Mandibular central & lateral incisor	Dr. Ruthushree	1 hr
13	Dentine	Dr. Ruthushree	6 hr
14	Maxillary Canine	Dr. Deepa	1 hr
15	Pulp	Dr. Vijayalakshmi	5 hr
16	Mandibular canine	Dr. Ruthushree	1 hr
17	Cementum	Dr. Deepa	5 hr
18	Maxillary first & second premolar	Dr. Ruthushree	2 hr
19	Periodontal ligament	Dr. Ruthushree	5 hr
20	Mandibular first & second premolar	Dr. Ruthushree	2 hr
21	Bone & Theories of mineralization	Dr. Deepa	6 hr
22	Maxillary first molar	Dr. Vijayalakshmi	1 hr
23	Salivary Glands	Dr. Vijayalakshmi	4 hr
24	Maxillary second molar and third molar	Dr. Deepa	1 hr
25	Oral mucous membrane	Dr. Ruthushree	8 hr
26	Mandibular first molar	Dr. Deepa	1 hr
27	TMJ	Dr. Deepa/Self study	4 hrs
28	Occlusion	Dr. Vijayalakshmi/Self study	4 hrs
29	Internal anatomy of pulp	Dr. Ruthushree/Self study	1 hr
30	Mandibular second and third molar	Dr. Ruthushree	1 hr
31	Maxillary sinus	Dr. Deepa	3 hrs
32	Histochemistry of Oral tissues	Dr. Vijayalakshmi	4 hrs
33	Mastication & Deglutition	Dr. Ruthushree	1 hr
34	Theories of eruption and shedding	Dr. Ruthushree	4 hrs


Professor & Head

Department of Oral & Maxillofacial
Pathology & Radiology

**M. M. N.C. Rajgopal, Institute of Dental
Sciences & Research Centre, Belgaum-590010**

Practicals

Work to be completed before 1st Internal Assessment

- Carving of basic structure
- Carving of Maxillary permanent central and Lateral Incisor
- Carving of Mandibular permanent central and Lateral Incisor
- Demonstration of Maxillary Canine
- Discussion of histopathological slides pertaining to theory topics completed.
- Age estimation of cast (Mixed and Deciduous dentition)
- Completion of journal according to the work.

Work to be completed before 2nd internal assessment.

- Carving of Maxillary ad Mandibular canine.
- Carving of Maxillary and Mandibular 1st and 2nd premolar.
- Discussion of histopathological slides pertaining to theory topics completed.
- Age estimation of cast (permanent dentition)
- Completion of journal according to the work

Work to be completed after 3rd internal assessment.

- Demonstration of carving of Maxillary 1st molar
- Carving of Maxillary and Mandibular 1st molar.
- Discussion of histopathological slides pertaining to theory topics completed.
- Discussion of teeth specimens (Deciduous and Permanent)
- Completion of journal according to the work.

**DEPARTMENT OF ORAL PATHOLOGY AND MICROBIOLOGY
MARATHA MANDALS NATHAJIRAO G. HALGEKAR INSTITUTE OF DENTAL
SCIENCES AND RESEARCH CENTRE, BELAGAVI**

LESSON PLANNING FOR II BDS REGULAR/ODD BATCH DEC 2021-2022


Theory

Sl.No	Topic	Hours	Staff
1	Developmental anomalies of oral and para oral structures	15	Dr. Vijayalakshmi K
	a. Soft tissue anomalies		Dr. . Vijayalakshmi.K
	b. Hard tissue anomalies		
2	Dental Caries	5	Dr.Ruthushree. T
3	Diseases of Pulp and Periapical	5	Dr. Deepa K

Practical's

Showing of models and slides along with theory lectures

1. Models of developmental anomalies
2. Specimens and slides for identification of pathology of Dental caries
3. Specimens and slides for identification of pathology of pulp and periapical diseases


Professor & Head
Department of Oral & Maxillofacial
Pathology & Microbiology
M. M. N.G. Halgekar Institute of Dental
Sciences & Research Centre, Belagavi

DEPARTMENT OF ORAL PATHOLOGY AND MICROBIOLOGY
MARATHA MANDALS NATHAJIRAO G. HALGEKAR INSTITUTE OF DENTAL SCIENCES
AND RESEARCH CENTRE, BELAGAVI

LESSON PLANNING FOR III BDS REGULAR/ODD BATCH DEC 2021-2022

Theory

Sl.No.	Topic	No. of hours	Staff
1	Salivary Gland tumors	8hrs	Dr. Deepa K
2	Diseases of blood and blood forming organs	4hrs	Dr. Vijayalakshmi
3	Odontogenic cyst	8hrs	Dr. Ruthushree
4	Odontogenic tumor	11hrs	Dr. Vijayalakshmi
5	Premalignant lesion and condition	5hrs	Dr. Deepa K
6	Benign and Malignant tumors of epithelial tissue origin	4hrs	Dr. Deepa K
7	Benign and malignant tumor of Connective tissue origin	10hrs	Dr. Ruthushree
8	Diseases of skin	10hrs	Dr. Vijayalakshmi
9	Viral infections, immunological disorders	4hrs	Dr. Deepa
10	Bacterial infections	4hrs	Dr. Ruthushree
11	Fungal infections	4hrs	Dr. Vijayalakshmi
12	Oral aspects of Metabolic disease	5hrs	Dr. Deepa
13	Forensic Odontology	6hrs	Dr. Ruthushree
14	Diseases of Bone	8hrs	Dr. Vijayalakshmi
15	Spread of infection	2hrs	Dr. Deepa
16	Physical and chemical injuries of oral cavity	5hrs	Dr. Ruthushree
17	Diseases of nerves	2hrs	Dr. Deepa
18	Normal oral flora	3hrs	Dr. Vijayalakshmi
19	Biopsy, cytology and Healing Oral Wound	5hrs	Dr. Deepa
20	Diseases of periodontology	5hrs	Dr. Ruthushree
21	Salivary Gland Tumors	8hrs	Dr. Ramakant Nayak
22	Revision of developmental anomalies of oral cavity	2hrs	Dr. Vijayalakshmi
23	Revision of dental caries	2hrs	Dr. Ruthushree
24	Revision of pulp and periapical diseases	2hrs	Dr. Deepa
25	Seminar	1hr	Dr. Vijayalakshmi
26	Seminar	1hr	Dr. Ruthushree
27	Group discussion	1hr	Dr. Deepa
28	Group discussion	1hr	Dr. Ruthushree
29	Revision	1hr	Dr. Vijayalakshmi
30	Revision	1hr	Dr. Ruthushree
31	Revision	1hr	Dr. Deepa
32	Class test (MCQ's)	1hr	Dr. Vijayalakshmi
33	Class test (MCQ's)	1hr	Dr. Ruthushree

Professor & Head
 Department of Oral & Maxillofacial
 Pathology & Microbiology
 M. N. P.
 Sciences & Research Centre, Belagavi-590010

34	Class test (MCQ's)	1hr	Dr Deepa
35	Discussion of 5 year question paper	1hr	Dr Ruthshree
36	Discussion of 5 year question paper	1hr	Dr Deepa

LESSON PLANNING FOR IIII BDS REGULAR/ODD BATCH DEC 2021-2022

Practicals

1. Specimens and models will be discussed and showed to student corresponding to the theory topic covered.
2. Slide discussion and identification will be carried out according to the theory topic covered.



DEPARTMENT OF ORAL PATHOLOGY AND MICROBIOLOGY
MARATHA MANDALS NATHAJIRAO G. HALGEKAR INSTITUTE OF DENTAL
SCIENCES AND RESEARCH CENTRE, BELAGAVI

INTERNS

1. Chair side diagnosis of precancer through exfoliative cytology
2. Trained in histopathology of oral tissues – Lab techniques
3. Hematology – Lab techniques


Professor & Head
Department of Oral & Maxillofacial
Pathology & Microbiology
M. M. N.C. Nathajirao Institute of Dental
Sciences & Research Centre, Belgaum-590012

DEPARTMENT OF ORAL PATHOLOGY AND MICROBIOLOGY
MARATHA MANDALS NATHAJIRAO G. HALGEKAR INSTITUTE OF DENTAL
SCIENCES AND RESEARCH CENTRE, BELAGAVI

POST GRADUATES

1. Trained through didactics, discussion
2. Journal club
3. Case presentation
4. Case seminar presentation
5. Discussion of histopathology slides
6. Attending speciality conferences and convention
7. Working research project dissertation and short study
8. Presentation paper and poster at speciality conferences and convention


Professor & Head
Department of Oral & Maxillofacial
Pathology & Microbiology
Maratha Mandals Nathajirao G. Halgekar Institute of Dental
Sciences & Research Centre, Belgaum-590010

**DEPARTMENT OF ORAL PATHOLOGY AND MICROBIOLOGY
MARATHA MANDALS NATHAJIRAO G. HALGEKAR INSTITUTE OF DENTAL
SCIENCES AND RESEARCH CENTRE, BELAGAVI**

GUIDELINES FOR M.D.S. STUDENTS

I YEAR

1. Synopsis submission within first Six months of First year.
2. Seminars to be presented -10 numbers.
3. Journal Clubs to be presented – 10 numbers.
4. Case Presentations- 12 numbers
5. CPC- 3 numbers
6. Slide discussion of basic histological structures – 20 numbers.
7. Routine blood investigations and Biochemical analysis – 30 patients.
8. Routine H and E staining – 15 Slides
9. Routine Histopathological procedure – 10 numbers.
10. Exfoliative cytology.
11. Routine Microbiological staining – 10 numbers.
12. Selection of library dissertation topic
13. Journal of Dental Histology.
14. Pre-Clinical exercise-
 - a) Permanent tooth carving
 - b) Ground Sections-10 Numbers
 - c) Decalcified sections-5 Numbers
15. Tests on Basics – 10 Numbers.
16. UG teaching- 5 Numbers
17. Postings to other departments.
 - a) General Anatomy
 - b) Microbiology.
 - c) Histology.
 - d) General pathology
18. Didactic lectures –
 - a) Anatomy.
 - b) Physiology.
 - c) Biochemistry.
 - d) General Pathology.
 - e) Microbiology.
 - f) Cell Biology.
 - g) Research Methodology.
 - h) Biostatics.
19. Poster presentation at National/ International Conference.
20. Attending Post Graduation convocations.
21. Publishing of article in Journal – 1 Number


Professor & Head
Department of Oral & Maxillofacial
Pathology & Microbiology
M. M. N. G. Halgekar Institute of Dental
Sciences & Research Centre, Belgaum-590011

II YEAR

1. Commencement of dissertation work.
2. Seminars to be presented – 8 numbers.
3. Journal Clubs to be presented – 12 numbers.
4. Case history presentations. – 6 numbers
5. Slide discussion of lesions – 40 numbers.
6. Routine blood investigations and Biochemical analysis – 30 patients.
7. Routine H and E staining – 30 slides.
8. Special staining of slides.
9. Exfoliative cytology – 30 numbers.
10. Routine microbiological staining – 10 numbers.
11. Journal of Oral pathology.
12. Slide reporting – 25 numbers.
13. II year UG Lectures – 06 numbers.
14. Library dissertation should be submitted at the end of Six months.
15. Tests on syllabus – 10 numbers.
16. Postings at
 - i) Dermatology.
 - ii) Cancer hospital.
17. Paper presentation at National/International Conference.
18. Attending and presentation of poster/paper at PG conventions.
19. Publishing of article in Journal – 1 number.
20. Clinico- Pathologic meet- 2


Professor & Head
Department of Oral & Maxillofacial
Surgery & Maxillofacial
M. M. N. G. Prasad
Sciences & Research Center, Bangalore-560011

III YEAR

1. Submission of dissertation work before Six months of examination.
2. Publishing of review article in journal.
3. Seminars to be presented – 12 numbers.
4. Journal clubs to be presented – 20 numbers.
5. Slide discussion and reporting – 50 numbers.
6. Routine blood investigations and Biochemical Analysis – 20 patients
7. Routine Histopathological Procedures and H&E staining – 25 slides
8. Special staining of slides.
9. Exfoliative cytology – 15 numbers.
10. Routine Microbiological staining – 10 numbers.
11. III year UG Lectures – 08 numbers.
12. Case History presentations – 15 numbers.
13. Postings at
 - i. Scientific Institutions.
 - ii. Cancer Hospital.
14. C.P.C. meet – 2


Dr. Ramakant Nayak
Principal

M.M's. N.G. Halgekar Institute of Dental Sciences
& Research Centre, Belagavi-590010.


Professor & Head
Department of Oral & Maxillofacial
Pathology & Microbiology
M.M. N.G. Halgekar Institute of Dental
Sciences & Research Centre, Belagavi-590010

Circular

AOD meeting was called on 18/7/17 to discuss regarding upcoming DCF inspection to Post Graduate University (PGUHS) practical examination.

Agenda for meeting.

- * Maintaining records pertaining to inspection (DCF)
- * Pt details
- * Pattern of Examination
- * Regarding accommodation for inspectors & examiners
- * New Biometric machine details

Members Attended:

Dr. Ramakant Nayak

Dr. Vijay Patil

Dr. Ranganath Nayak

Dr. Pooja P

Dr. Vijay Kharle

Dr. Halkarimath P.B

Dr. Renuka A.

Dr. Vijayalakshmi K

Dr. Ravi Shirahatti

Dr. Dattar


Dr. Pradeep K




 18/7/17






 18/10/17

 18/7/17

 18/7/17

 18/7/17



 18/7/17



Dr. Ramakant Nayak
Principal

M.M's. N.G. Halgekar Institute of Dental Sciences
& Research Centre, Belagavi-590010.

Action taken Report -

- 1) It was informed by the principal that new biometric machine is installed & he informed all HODs to inform the dept staff.
- 2) He also mentioned about punching on time, there will be no keyway & 10 mins will be considered. 2-3 days late in a month after the stipulated time will be considered. If it is more than that pay will be cut of those days of late punching.
- 3) It was informed to verify the DCI documents for inspection. If anything required should be asked in advance & not on the day of inspection.
- 4) Informed all dept Heads to call check up pt on the day of inspection & exam.
- 3) It was informed that Dr. Datta will be in satellite clinic from 26 to 29th July 2017 from 9.00 am to 12.00 noon. If inspectors want to visit, staff can take them during that time.



Maratha Mandal's
Nathajirao G Halgekar Institute of Dental Sciences & Research Centre,
R S No. 47A/2, Near KSRP Ground, Bauxite Road, Belagavi - 590 010
Karnataka, India

Phone: 0831-2477682 Fax: 0831-2479323
Email: mmnghids@gmail.com Website: www.mmide.edu.in

Ref.No.MM/BDS/MDS/2017-18/ 1412

Date: 13/11/2017

CIRCULAR

This is to inform all the HOD's (Medical & Dental) that the meeting will be conducted on 20th November 2017 in Principal's chamber to discuss about students attendance and Internal Assessment of the December 2017 RGUHS Exam appearing students. All HOD's are informed to attend the same.

Student's record pertaining to attendance and Internal Assessment exams conducted till date for the batch of students to be brought for the meeting.

I BDS & II BDS : Timing - 9:10 AM
III BDS & Final BDS : Timing - 9:40 AM

Note: It would be appreciated if the HOD's attend the meeting and not send their representatives.


Dr. Ramakant Nayak
Principal

M.M.'s N G Halgekar Institute of Dental Sciences
& Research Centre, Belgaum-590010

Copy to: - All Dental & Medical HOD's

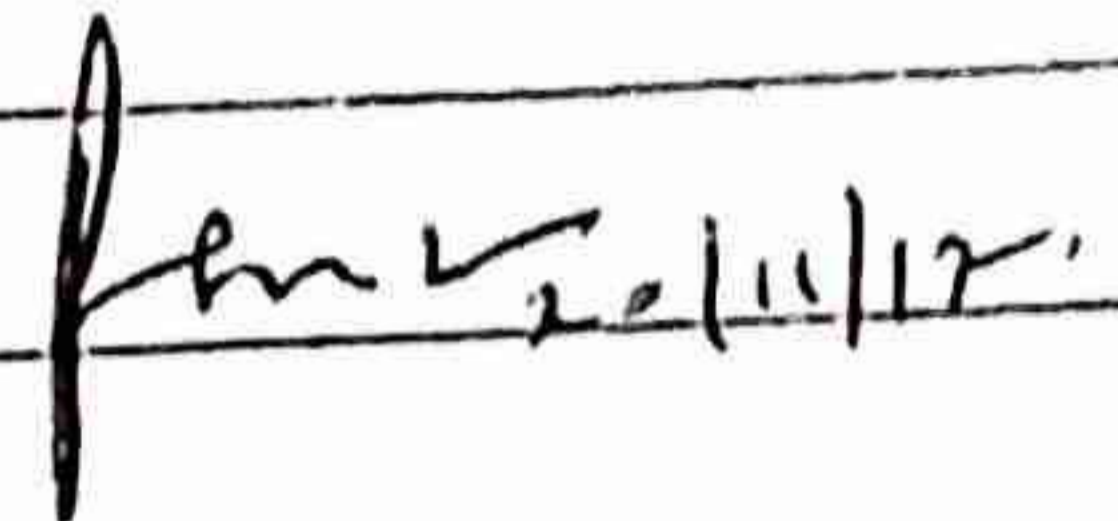
A meeting of HOD'S of all Departments will be conducted on 20/11/2017 at 9:10 AM in Principal's Chamber to discuss about Students attendance & Internal Assessment of the 2017, December RGUSIS Exam appearing Students.

Following Stgff members were present for the meeting.

Name

Signature.

1) Dr. Ramakant Nayak, Principal

 20.11.17


2) Dr. Viraj Patil, Vice Principal

 20/11/17

3. Dr. JAGDEESH, Academic In-Charge




4. Dr. Vijay Nark



5 Dr. Sangameth


6. Dr. Penker




7. Dr. Goutapa




8. Dr. Aarti




9. Dr. Ravi




10. Dr. P. Halikernath



11. Anurag N. Nark

 20/11/17

12. Dr. Praveen Mandroli

 20.11.17

13. Dr. Pankaj



Maratha Mandal's

Nathajirao G Halgekar Institute of Dental Sciences & Research centre,
R S No. 47A/2, Near KSRP Ground, Bauxite Road, Belagavi - 590 010
Karnataka, India

Phone: 0831-2477682 Fax: 0831-2479323

Email: mmnghids@gmail.com Website: www.mmhc.edu.in

Ref.No.MM/BDS/MDS/2017-18/

Date: 28/11/17

PROCEEDINGS OF MEETING

A meeting was conducted on 21st November 2017 in Principal Chamber to discuss about Exam going student's attendance and Internal Assessment. Students having shortage of attendance in Theory/Practical/Clinical postings less than the prescribed 75% by RGUHS, Bangalore were listed out and comprehensive postings was drafted by Academic Incharge Dr. Jagdish Hosmani. It was also decided that students who would fail to complete their clinical quota in respective departments would not be appear for University Examination. The list of the students having attendance shortage and clinical postings scheduled has been documented. The Internal Assessment marks for the students of all the years (I to IV BDS) were found satisfactory.

[Signature]
22/11/17

[Signature]
Dr. Viney N. Patil

[Signature]
28/11/2018



Maratha Mandal's

Nathajirao G Halgekar Institute of Dental Sciences & Research Centre,
R S No. 47A/2, Near KSRP Ground, Bauxite Road, Belagavi - 590 010
Karnataka, India

Phone: 0831-2477682 Fax: 0831-2479323

Email: mmnghids@gmail.com Website: www.mmde.edu.in

Ref.No.MM/BDS/MDS/2018-19/106

Date: 23/04/2018


C I R C U L A R

A meeting of all the HOD's (Medical & Dental) will be held on April 30, 2018 in Principal's chamber. The agenda for the meeting is to discuss the attendance & I.A. marks of the exam going students.

Attendance of the students should be calculated till the las. working day of the academic year (May 31, 2018) and submitted to the office on or before 28th April 2018.

HOD's should submit a letter of all students who are not eligible to appear for the June university exams for their respective subjects either due to severe shortage in attendance or non-compliance with the university prescribed work by the students. Forms for the respective subjects will not be issued to the students.

I, II, III, BDS Subjects: - 9:15 AM- 9:45 AM
IV BDS Subjects: - 9:45 AM- 10:15 AM


Dr. Rajashankar Nayak
Principal

N.M. & N.G. Halgekar Institute of Dental Sciences
& Research Centre, Belgaum-590010

Copy to:-

1. All the Medical & Dental HOD's
2. Vice principal
3. Academic in-charge
4. Administrative in-charge

Date: 30/04/2018

A meeting of all the HOD's (Medical & Dental) will be conducted on 30/04/2018 in Principal's chamber. The agenda for the meeting is to discuss the attendance & I.A. Marks of the exam going students.

Following Staff members were Present for the meeting.

- 1) Dr. Rameshwar Nagesh
 - 2) Dr. Vinay N. Patil
 - 3) Dr. Jagdish
 - 4) Dr. Rukpa SP
 - 5) Dr. Shivnand. Patil
 - 6) Mrs. Rani Bhande
 - 7) Mrs. Ulka Idate
 - 8) Dr. R B Hallikerimath
 - 9) Dr. A. Y. GANAPULE
 - 10) Dr. Tushar K. Bandiwadekar
 - 11) Dr. Madhu Pujar
 - 12) Dr. Vikram. Patil
 - 13) Dr. Vijayalakshmi. Kotsurehetti
 - 14) Dr. V. D. Kolvelan
 - 15) Dr. S. V. Hiranmath of pharmacology
 - 16) Dr. Asawari Patil
 - 17) Dr. Arathi Nayak
 - 18) Dr. V. D. Kolvelan
- 30-04-2018

APR 12 30, 2018

A meeting of all the HOD's [Medical & Dental] was called for on 20/04/2018 at Principal's chamber to discuss about the Attendance & Clinical Quota Completion by the I-II BDS Students also and apporif for Results June July 2018 term.

The list of students with shortage of attendance in Theory/Practical Clinics, completion of mandatory work prescribed by RCUHS, ineligible, ^{below} 1. A marks was discussed.

All HOD's were informed to give in writing the names of the students who will not be eligible to appear for the forthcoming June-July 2018 PGUHS exams, based on the above mandatory criteria prescribed by PGUHS.

The HOD's are informed to submit by Wednesday, MAY 02, 2018 [after their eligibility based on Internal Assessment which can be given once Preliminary Exam marks are displayed].

The Department's are hereby informed to display the withheld students list in the respective department's notice board's with their signature.

- (1) Dr Ramakant S. Nagai
- 2) Dr Viney N Patil
- 3) Dr Tushar K Bandiwadka
- 4) Dr Madhukar Pujar
- 5) Dr Hallikermath
- 6) Dr V. N. Nark
- 7) Dr. Vikram Patil
- 8) Dr Anand Nengur

Lm 30/4/18
 Wally 30/4/18
 B 30/4/18
 Lm 30/4/18
 Bk
 B
 John
 O



Maratha Mandal's
Nathajirao G Halgekar Institute of Dental Sciences & Research centre,
R S No. 47A/2, Near KSRP Ground, Bauxite Road, Belagavi – 590 010
Karnataka, India
Phone: 0831-2477682 Fax: 0831-2479323
Email: mmnghids@gmail.com Website: www.mmhc.edu.in

Ref.No.MM/BDS/MDS/2018-19/

Date: 16/5/2018

CIRCULAR

A meeting is called in the Principal's Chambers on 21st May 2018 at 9.30 am.




Following committees are informed to attend the same without fail.

- 1) Examination Committee
- 2) Time Table Committee


Dr. Ramakant Nayak
Principal

M.M.'s N.G. Halgekar Institute of Dental Sciences
& Research Centre, Belgaum-590010

Copy to:-

1. Vice Principal
2. Academic Incharge 
3. Administrative Incharge 
4. Examination Committee
5. Time Table Committee 
6. HOD's Per Dept.

- 9. Mr. Praveen Mendol
- 10. Dr. T. Praneena
- 11. Dr. Ravi Shrivastha
- 12. Dr. JALADISH V.H









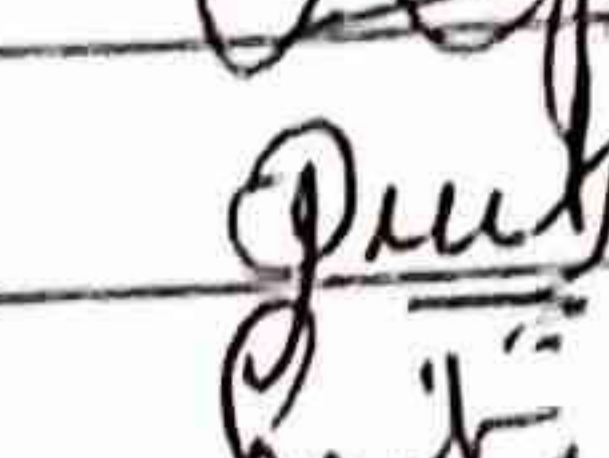


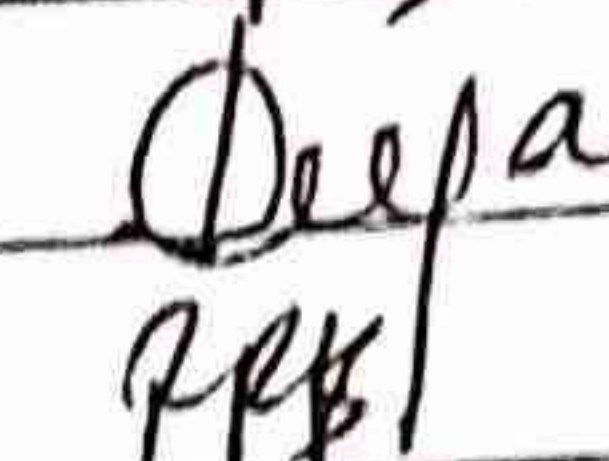

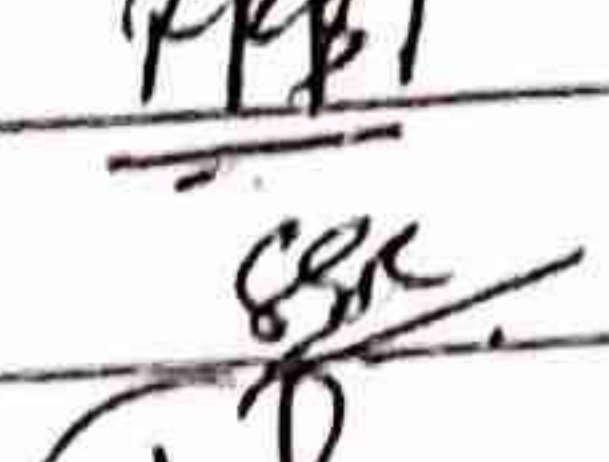
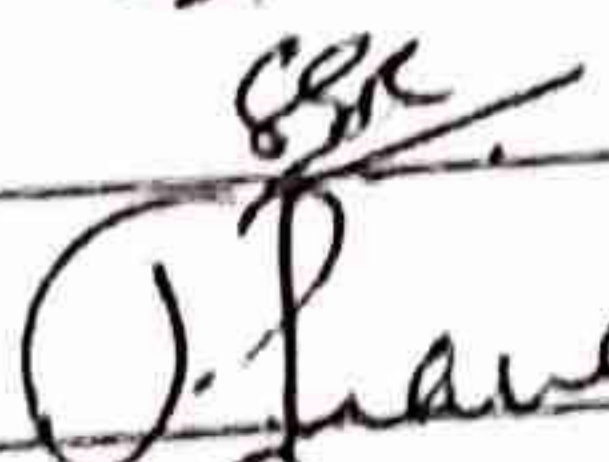
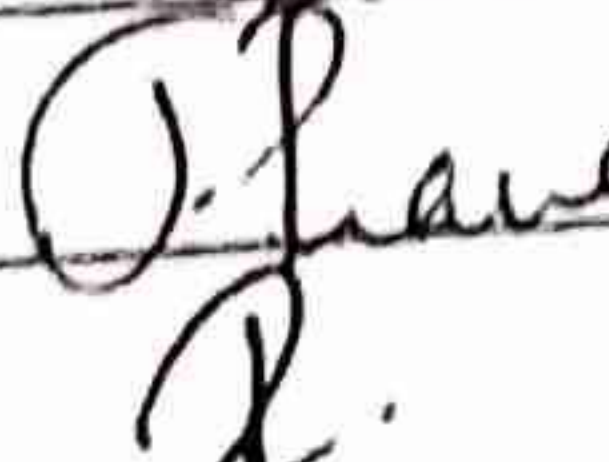


30/4/18

30/5/18
30/4/18
30/4/18

21/05/2018

A. meeting is called in the Principal's chambers on 29th May 2018. Following committees are informed to attend the meeting

- 1) Examination Committee
- 2) Time Table Committee.

- 1) Dr. Kamal Kant Nayan 
- 2) Dr. Vinay N. Pathi 
- 3) Dr. Poojya S. P. 
- 4) Dr. Jagadish V. H. 
- 5) Dr. Anjali Nayan 
- 6) Dr. Renuka Animesh 
- 7) Dr. Vijayalaxmi K. 
- 8) Dr. Priethi Kusugal 
- 9) Dr. Smriti Pathakshetty 
- 10) Dr. Deepa V. Babji 
- 11) Dr. Priethi Astagi 
- 12) Dr. Siddharth. Revankar. 
- 13) Dr. T. Praneena 
- 14) Dr. Pooja Desai 
- 15) Dr. V. K. 
- 16) Dr. Koluckan 
- 17) Dr. Madhu Pujar 
- 18) Dr. Shrutika K. 

A meeting was conducted on 21st May 2018 at 9.30 am in principal's chambers to discuss the following issues:

- 1) Amendments in UG Theory/Practical/Clinical postings time table for II/III/IV BDS.
- 2) Amendments in Basic science classes time table for I MDS students.
- 3) Appraisal regarding the change in the examination pattern for PG students.

Minutes for the meetings

- 1) It was decided to have Conservative Dentistry postings followed by Public Health Dentistry postings for the interns from the forth coming academic year.
 - 2) Amendments in the III year clinical postings with respective increasing the number of clinical hours for the department of Conservative Dentistry were suggested in consensus with Head of the Department of Conservative Dentistry. The final draft of the clinical postings will be taken care by the time table committee.
 - 3) Discussion on making a provision in increasing the number of clinical hours for the BDS students in Public Health department was done and the Academic in charge in unison with HOD of Public Health Dentistry and time table committee were suggested to find a solution.
- All the HOD's were appraised regarding the joining of MDS students 2018 batch and orientation for them on 28.05.2018.



Maratha Mandal's

Nathajirao G Halgekar Institute of Dental Sciences & Research Centre,
R S No. 47A/2, Near KSRP Ground, Bauxite Road, Belagavi - 590 010
Karnataka, India

Phone: 0831-2477682 Fax: 0831-2479323
Email: mmnghids@gmail.com Website: www.mmde.edu.in

Ref.No.MM/BDS/MDS/2018-19/

Date: 03/08/2018

C I R C U L A R

A meeting of the below mentioned committee in-charges will be conducted on
Wednesday 8th August 2018 at 9:15 A.M. in Principal's chamber.

- | | |
|-----------------------------|------------------------|
| 1) Academic In-charge | - Dr. Veerendra Uppin |
| 2) Administrative In-charge | - Dr. Pushpa P. |
| 3) Examination In-Charge | - Dr. Praveena T. |
| 4) Anti-Ragging Incharge | - Dr. Ajaykumar Nayak |
| 5) NAAC Coordinator | - Dr. Vijayalakshmi K. |
| 6) Dr. Jagadish Hosamani | |
| 7) Dr. Ravi Shirahatti | |

Agenda:

- 1) Orientation for I.B.D.S
- 2) Academic & Exam Schedules 2018-19

Dr. Ramakant Nayak
Principal

M.M.'s N G Halgekar Institute of Dental Sciences
& Research Centre, Belgaum-590010

08/08/2018.



A meeting is called in the Principal's chamber on 8th August 2018. Following Committee members are informed to attend meeting.

- 1) Academic Incharge
- 2) Administrative Incharge
- 3) Exam. Incharge
- 4) Anti-Ragging Incharge
- 5) NAAC Co-ordinator
- 6) Dr. Jagdish Hosmani
- 7) Dr. Ravi Shrivasthi

Agenda: 1) Orientation for IBDS

2) Academic & Exam schedules 2018-19.

- 1) Dr. Venkatesh Uppin
- 2) Dr. Vijay N. Patel
- 3) Dr. Pooja S. P.
- 4) Dr. Ajay Kumar Nayak
- 5)
- 6)
- 7)



Maratha Mandal's

Nathajirao G Halgekar Institute of Dental Sciences & Research centre,
R S No. 47A/2, Near KSRP Ground, Bauxite Road, Belagavi – 590 010
Karnataka, India

Phone: 0831-2477682 Fax: 0831-2479323

Email: mmnghids@gmail.com Website: www.mmdc.edu.in

Ref.No.MM/BDS/MDS/2018-19/

Date: 05/11/2018

CIRCULAR

This is to inform all the HOD's (Medical & Dental) that the meeting will be conducted on 16th November 2018 in Principal's chamber to discuss about students attendance and Internal Assessment of the Dec-Jan 2018-19 RGUHS Exam appearing students. All HOD's are informed to attend the same.

Student's record pertaining to attendance and Internal Assessment exams conducted to date for the batch of students to be brought for the meeting.

I BDS & II BDS : Timing - 9:10 AM
III BDS & Final BDS : Timing - 9:40 AM

Note: It would be appreciated if the HOD's attend the meeting and not send their representatives.


Dr. Ramakant Nayak
Principal

M.M.'s N G Halgekar Institute of Dental Sciences
& Research Centre, Belgaum-590010

Copy to: - All Dental & Medical HOD's

Maratha Mandal's
Nathajirao G. Halgekar Institute of
Dental Sciences & Research Centre, Palyan.

16/11/18

The meeting of all HOD's (Medical & Dental) is called on 16/11/2018 at 9.10 A.M. to discuss following agenda in the Principal's chamber.

1. To discuss about students attendance & Internal Assessment of Dec 18 / Jan 19 R.G.U.H.S. Exam.

The following staff members are present for the meeting.

Dr. Vinay N. Patil

Dr. Venendra Uppte

Dr. Pooja

Dr. Anant Nayak

Rameshwar N. Narve




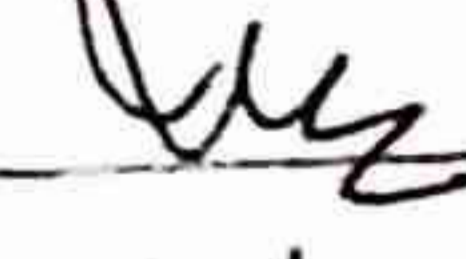



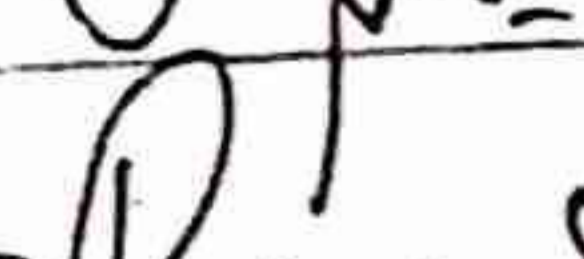


Dr. Vijay Wale

Dr. Renuka Anandaji

Dr. Madhu Rijal

Dr. Ravi Shirasatti

Dr. Ramya Pai



Maratha Mandal's
Nathajirao G Halgekar Institute of Dental Sciences & Research centre,
R S No. 47A/2, Near KSRP Ground, Bauxite Road, Belagavi – 590 010
Karnataka, India

Phone: 0831-2477682 Fax: 0831-2479323
Email: mmnghids@gmail.com Website: www.mmdc.edu.in

Date: 01/01/2019

Ref.No.MM/BDS/MDS/2018-19/1668

CIRCULAR

A meeting of the Dental Department HOD's is called in Principal's chamber on 09.01.2019 at 9.10AM.

Agenda:

- 1) To discuss the PG curriculum and updation of Records.
- 2) To discuss the attendance of UG students.
- 3) To scrutinize the records ^{maintained} mentioned of the monthly department staff meetings. All HODS's to get the register for the meeting.

Dr. Ramakant Nayak
Principal

M.M.'s N G Halgekar Institute of Dental Sciences
& Research Centre, Belgaum-590010

Copy to:-

- 1) Oral Medicine & Radiology
- 2) Prosthodontics
- 3) Conservative Dentistry
- 4) Pedodontics
- 5) Orthodontics
- 6) Periodontics
- 7) Oral pathology & Microbiology
- 8) Oral Surgery
- 9) Public Health Dentistry

Dr. 09/01/2019

Meeting of the Dental Departments. HoD's called in Principal's chamber. on 9/1/19 at 9.10 am.

Following staff members are present for the meeting.

- (1) Dr Ramakant S. Nayak
- (2) Dr. VIKAS N. PATIL
- (3) Dr. Renuka Ammaragur
- (4) Dr. Vijayalakshmi Kotsarshetti
- (5) Dr. Rani Shiradalli

Dr. 9/1/19.
9/1/19
9/1/19
9/1/19
9/1/19

- (6) R. N. NARAYAN
- (7) Dr. Anjali Negar
Dr. Pooja S. P
Dr. Vyoma Naik
Dr. Madhu Pujar
Dr. Praveen Martholi

9/1/19
9/1/19
9/1/19
9/1/19
9/1/19

MARATHA MANDAL'S
NATHAJIRAO G. HALGEKAR INSTITUTE OF DENTAL SCIENCES & RESEARCH
CENTRE, BELGAUM

Principal welcomes all the Heads of Departments.

- It was informed that for all HOD's to download PG Curriculum / PG regulations from DCI website and take print of the same & keep in the department.
- Discussed regarding 1 year MDS basic exams conducted by the University. It will be held in the month of May 2019. Question paper will have only 10 marks questions and students need to clear this exam before entering the final year.
- It was informed to all HOD's that Library dissertation to be completed by the end of 1 & ½ year of MDS course.
- 1 hard copy of LD to be maintained in the department.
- Similarly one hard copy of dissertation also to be maintained.
- Dr Vijay Naik opinioned that keeping all the hard copies of CD's and dissertation in department is difficult due to shortage of cupboard and he expressed that if the books can be kept in central library which can be accessed by other department also.
- It was informed to update DCI record monthly in department and submit to office.
- Principal informed that March 2019 civil hospital attachment for PG needs to be renewed. It was informed that institute may obtain attachment of 100 bedded hospital / may renew civil hospital attachment.

Staff meeting records at each department

- Principal informed everyone to conduct staff meeting monthly preferably 1st week of the month and maintain the records of the same. Feedback was obtained from all department regarding various requirements.

OMDR

- Discussion was held regarding increasing No. of special cases at department.
- It was informed to send post graduates for various screening camps for cancer held by Public Health Department and document those cases as special cases.
- Dr Renuka Ammangi informed all HOD's while sending request for repeat X-ray to mention reason for repeat so that she can document reason for repeat.

Oral Surgery

- Stress was given to have interdepartmental discussion of special cases by Oral Surgery HOD
- It was discussed that if ~~m~~ictotaneous cases are treated by OMDR. Oral surgery also can be involved and opinion can be obtained.
- Dr Ranganath Nayak mentioned to cross verify the tooth numbers written by the students before referring patient for extraction.
- Mentioned shortage of staff to monitor the UG working at the department.
- Leakage from conservative department at sterilization room of Oral Surgery is still not rectified & needs to be addressed. In spite of several reminder issued & discussed shown to Mr. Shinde & Mr. Magdum. Necessary arrangements are not made. The work was sanctioned & approved by President and it is still pending.



Maratha Mandal's

Nathajirao G Halgekar Institute of Dental Sciences & Research centre,
R S No. 47A/2, Near KSRP Ground, Bauxite Road, Belagavi - 590 010
Karnataka, India

Phone: 0831-2477682 Fax: 0831-2479323

Email: mmnghids@gmail.com Website: www.mmde.edu.in

Ref.No.MM/BDS/MDS/2018-19/ 1189

Date: 25/01/2019

CIRCULAR

Following departments HOD's are hereby informed to attend meeting on 30.01.2019 at 9.15 AM in Principal's chamber without fail.


Dr. Ramakant Nayak
Principal

M.M.'s N G Halgekar Institute of Dental Sciences
& Research Centre, Belagavi-590010

Copy to:-

1) Vice Principal

2) Administrative Incharge

3) HOD Dept. of Prosthodontics


4) HOD Dept. of Periodontics

5) HOD Dept. of Oral Surgery


25/1/19






25/1/19

Phone 
25/01/19

Following departments. HOD's meeting is called
in Principal's chamber on. 30/1/2019 at 9.15 AM.

- 1) Prosthodontics Dept.
- 2) Periodontics Dept.
- 3) Oral surgery Dept.

Following staff members are present
for the meeting.

- 1) Dr Ramakrishna Nayan
- 2) Dr. Anand Nayan
- 3) DR R.B Hallikerimath
- 4) DR V. J. PATIL
- 5) Dr. J. S. S. S.
- 6) Dr. Pulkpa

The Meeting was conducted in the presence of Principal along with the HODs of Oral Surgery, Prosthodontics & Periodontology departments.

The minutes of the meeting are as follows.

The meeting started with the discussion of conducting the Implant course in the department of Periodontology & in the Auditorium.

After the discussion, the HODs were instructed to procure implant related instruments & materials required for the Implant course from the Stores.

It was been decided that Mr. Balu, Parashuram, Yalgi, Bagewadi, Salaskar, Shivaji and Anand Photographer will be deputed during the implant course to be held between 11/03/2019 to 15/03/2019.

It was informed by Principal Sir that Mr Anjani Mishra, representative of Osstem Implant India Pvt.Ltd will be visiting the College to decide regarding the requirements for the implant course.

After the discussion it was decided that the department staff has to finalise implant size for the respective patients so that stock of same can be maintained in the institute. And the case history sheet has to be kept ready by Prosthodontics & Periodontology departments.

The list of instruments to be procured for the course was finalised after going through the quotations. It was also decided to procure sterilization pouches, trolley and instrument tray closer covers for the course.

It was also decided in the meeting to have a inaugural function for the Implant course on 11th of March 2019.

Principal

D. Pulkpa
Anand
Dr Anand Nayak

Maratha Mandal's

Nathajirao G Halgekar Institute of Dental Sciences & Research centre,
R S No. 47A/2, Near KSRP Ground, Bauxite Road, Belagavi - 590 010
Karnataka, India

Phone: 0831-2477682 Fax: 0831-2479323

Email: mmnghids@gmail.com Website: www.mmdc.edu.in

No.MM/BDS/MDS/2018-19/ 78

Date: 24/04/2019

CIRCULAR

This is to inform all the HOD's (Medical & Dental) that the meeting will be conducted on 17th May 2019 in Principal's chamber to discuss about students attendance and Internal Assessment of the 2019 June/July RGUHS Exam appearing students. All HOD's are informed to attend the same.

Students record pertaining to attendance and Internal Assessment exams conducted to date for the batch of students to be brought for the meeting.

I BDS & II BDS : Timing - 9.30 AM
III BDS & Final BDS : Timing - 10.15AM

Note: It would be appreciated if the HOD's attend the meeting and not send their representatives.


Dr. Ramakant Nayak
Principal

M.M.'s N G Halgekar Institute of Dental Sciences
& Research Centre, Belgaum-590010

Copy to: - All Dental & Medical HOD's

17/05/2019

The meeting of all HOD's (Medical & Dental) is called on 17/05/2019 at 9.10 AM, to discuss following agenda in the Principal's chamber.

- 1) To discuss about Student's attendance & Internal Assessments of June/July 2019. RERUHS University Examination.

The following staff member's are present for the meeting.

- 1) Dr. Ramesh S. Nayak
- 2) Dr. Vinay N. Patil
- 3) Dr. Veerendra Upin
- 4) Dr. Anand
- 5) Dr. Pooja
- 6) Dr. Madhu Pujar
- 7) Dr. Ravi Bantode
- 8) Dr. Preeti Ingale
- 9) Dr. Aswari Pant
- 10) Dr. R B Hallikerimath
- 11) Dr. Shivanand. Paltin
- 12) Dr. Vijayalakshmi K
- 13) Dr. Praveen Mandoli
- 14) Dr. Vijay. Nark
- 15) Dr. Ramesh N. Nark
- 16) Dr. Ramesh Annanagi
- 17) Dr. Anant Nayak
- 18) Dr. Prachi Katti (Representative)

For
Principal
17/05/19
Prachi

From,
The Head of Department,
Dept of Oral and Maxillofacial surgery,
M.M.N.G.H.I.D.S & R.C,
Belgaum.

17.05.2019

Outward no : OMFS/19-20/10

To
The Principal
M.M.N.G.H.I.D.S & R.C,
Belgaum.

Subj : Students not eligible to appear for ensuing University examinations

Sir,

I am furnishing details of the foillowing students regarding quota completion, attendance in theory and clinicals of IIIrd & IVth B.D.S students who are due to appear for the ensuing University examinations-

1) Vishnu Karoth - a) Shortage in Theory attendance - 61%

b) Clinical quota not completed.

He had six months to correct the abovementioned deficiencies, but failed to do so.

He is therefore not eligible to appear for the abovementioned examinations in Oral surgery.

2) Sampreetha D.V - shortage in theory class attendance by 8 lectures.

If she attends compensatory lecture s on 21st , 27th, 28th of May, 3rd , 4th, 10th, 11th and 17th of June, she will be eligible to appear for the aforementioned University exams.

3) Omprakash Katnalli - a) Shortage in clinical attendance - has to attend 49 hours to complete 70% minimum attendance needed in IIIrd year non exam going subject.

b) Theory classes - 65% - has to attend one compensatory lecture.

If the above compensatory theory and clinical attendance are attended 100%, he will be eligible to appear for the ensuing University examinations.

Student # 2 & 3 may be intimated immediately in writing, so that they can compensate their deficiencies as outlined above.

Thanking you.

Yours faithfully,


(Pr. Ranganath N. Nayak)

Copy to Academic Indage
To follow instructions immediately
17/5/19



Maratha Mandal's
Nathajirao G Halgekar Institute of Dental Sciences & Research centre,
R S No. 47A/2, Near KSRP Ground, Bauxite Road, Belagavi – 590 010
Karnataka, India

Phone: 0831-2477682 Fax: 0831-2479323
Email: mmnghids@gmail.com Website: www.mmhc.edu.in

Date: 12/11/19

Ref.No.MM/BDS/MDS /2019-20

CIRCULAR

This is to inform all the HOD's (Medical & Dental) that the meeting will be conducted on 19th November 2019 in Principal's chamber to discuss about students attendance and Internal Assessment of the Dec-Jan 2019-20 RGUHS Exam appearing students. All HOD's are informed to attend the same.

Student's record pertaining to attendance and Internal Assessment exams conducted to date for the batch of students to be brought for the meeting.

I BDS & II BDS : Timing - 9:10 AM
III BDS & Final BDS : Timing – 9:40 AM

Note: It would be appreciated if the HOD's attend the meeting and not send their representatives.


Dr. Ramakant Nayak
Principal

Nathajirao G Halgekar Institute of Dental Sciences
& Research Centre, Belagavi - 590010





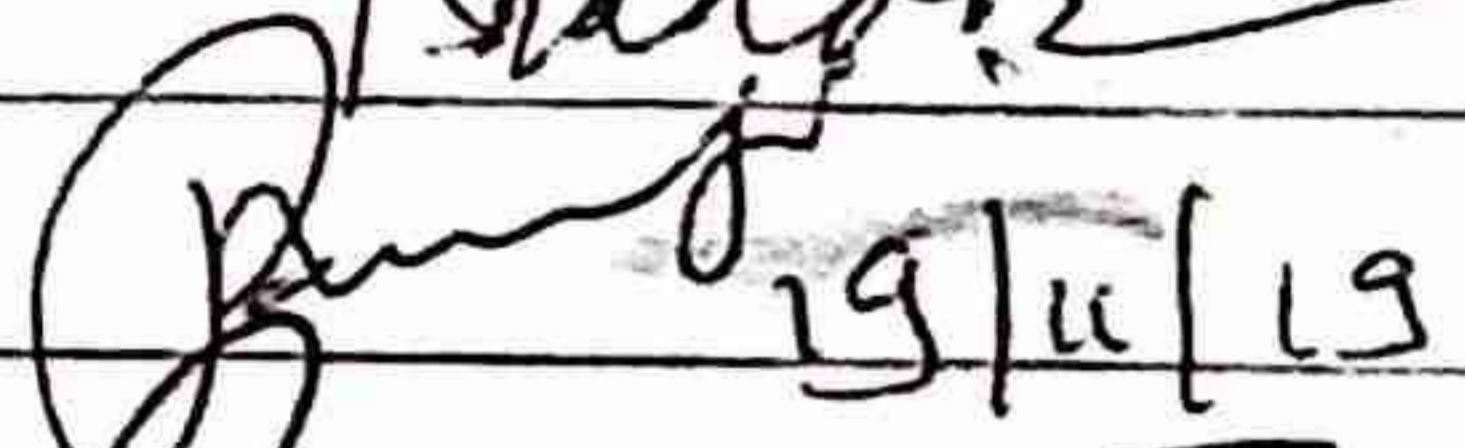









Copy to: - All Dental & Medical HOD's

19-11-2019

The meeting of all HOD's (Medical & Dental) is called on 19-11-2019 at 9.10 A.M. to discuss the following agenda in the Principal's Chamber.

- 1) To discuss about students attendance & I.A. exam of Dec 2019/Jan 20 RGUHS exam.

The following staff members are present for the meeting.

- | | |
|-------------------------------|---|
| 1) Dr. Viney N (Cat) |  |
| 2) Dr. Anand Nayan |  |
| 3) Dr. Pulkpe S. P. |  |
| 4) Dr. Madhu Rija |  |
| 5) Dr. PRAVEEN MANDROLI |  |
| 6) Dr. Renuka Ammaragi |  |
| 7) Dr. Vijay Nale |  |
| 8) Dr. Ravi Shirahatti |  |
| 9) R N Nair |  |
| 10) Dr R B Hallikerimalle |  |
| 11) Dr. Venkatesh Yojim |  |
| 12) Mrs. Ravi Bantode |  |
| 13) Dr. D. D. Kolhekar |  |
| 14) J.B.S. H. Hirumalhe (HOD) |  |

19-11-19

Maratha Mandals Nathajirao G.Halgekar Institute of Dental Sciences, Belgaum

The meeting of all HOD's was conducted in the Principals Chamber on 19/11/2019 at 9.10 A.M. to discuss the attendance / quota and Internal Assessment.

Ist BDS, IInd BDS, III BDS students attendance Theory and Practical was satisfactory.

The following students have to complete their clinical quota in subjects mentioned below by 29/11/2019.

1) Deficiencies in quota for Final BDS in subject of Periodontics viz.

a. Nikil Hareer

b. Milind Waddar

c. Nimmagadda Vikas Kumar

d.. Sanchita Patil e. Bhavya Kasu

2) Deficiencies in quota for Final BDS in subject of OMDR viz.

a. Bhavya Kasu

b. Milind Waddar

c. Nimmagadda Vikas Kumar

d.. Sanchita Patil

3) Deficiencies in quota for Final BDS in subject of Oral Surgery viz.


a. Sanchita Patil

4) Deficiencies in quota for Final BDS in subject of Conservative viz.

a. Pratiksha Jain

All the concerned HOD's are requested to send the compliance report on or before 30/11/ 2019.


Dr Viraj Patil
Vice Principal


Dr Veerendra Uppin
Academic Incharge



Maratha Mandal's

Nathajirao G Halgekar Institute of Dental Sciences & Research Centre,
R S No. 47A/2, Near KSRP Ground, Bauxite Road, Belagavi – 590 010
Karnataka, India

Phone: 0831-2477682 Fax: 0831-2479323

Email: mmnghids@gmail.com Website: www.mmhc.edu.in

o.MM/BDS/MDS/2019-20/ 1525 (A)

Date: 24/12 / 2019

CIRCULAR

A meeting is called for of all the New & Old Committee incharges on
2nd January 2020 at 9.30 A.M. in Principal's chamber for taking over charge.

Principal

Dr. Ramakant Nayak

Principal

M.M.'s N G Halgekar Institute of Dental Sciences
& Research Centre, Belgaum-590010

Copy to: All Committee Incharges

Dt. 2/01/2020

The meeting of all the New & Old committee is conveyed on 2/01/2020 at 9.30 A.M. in the Principal's Chamber to discuss the following agenda.

- 1) To Handover & to take over charges of new committee in charges.
- 2) To discuss about commencement of odd batch classes.

The following staff members are present for the meeting.











- | | | | |
|-----|-------------------------------|-------------------------|---------|
| 1) | Dr. Ramkant Nayak | Principal | 21/1/20 |
| 2) | Dr. Vijay Patil | Vice principal | 21/1/20 |
| 3) | Dr. Venendra Uppin | Academic Incharge | 21/1/20 |
| 4) | Dr. Puhpa S. P. | Administrative Incharge | 21/1/20 |
| 5) | Dr. Vijayalakshmi Kottachetty | | |
| 6) | Dr. Smila Pattanchetty | | |
| 7) | Dr. T. Praveena | | |
| 8) | Dr. Preethi Kussugal | | |
| 9) | Dr. Sushoma K | | |
| 10) | DR. ZAKIR RUTIONJI | | |
| 11) | DR. Preethi B. Atagi | | |
| 12) | Dr. Harshada Halgekar | | |
| 13) | Dr. Anurak Nayak | | |
| 14) | Dr. Rohini. Sarnaik | | |
| 15) | Dr. Sanjeewini. A. H | | |
| 16) | Dr. Sachin Shivanaikar | | |
| 17) | Dr. Sanjay Sindawar | | |
| 18) | Dr. Sandip Bhat | | |
| 19) | Dr. Praveen. S. Byakod | | |
| 20) | Dr. Anurag N. N. N. N. | | |
| 21) | Dr. V. V. V. V. | | |

Dt. 02/09/2020.

A meeting of Dental Department HOD's is called in the Auditorium of college on 2nd September 2020 at 9.30 am. All HOD's are informed to attend the same without fail.

1] To discuss the future planning for students training.

* The following Staff members are present for the meeting.

1]	Dr. Ramakant. Nayak	Principal	
2]	Dr. Vijay. Patil	Vice-Principal	
3]	Dr. Renuka. Ammanagi	OMDR HOD	
4]	Dr. Ranganath Nayak	OS. HOD	
5]	Dr. Rajendra Hallikumarath	Praetha HOD	
6]	Dr. Madhu Pujar	Cons. HOD	
7]	Dr. Vijay. Naik	Autho. HOD	
8]	Dr. Puaveenkumar. M.	Pedo HOD	
9]	Dr. Anati. Nayak	Perio HOD	
10]	Dr. Vijayalakshmi. K	Qual path HOD	
11]	Dr. Ravi Shukhatti	Community HOD	

- 22) Dr. Shital Kumbhar
23. Dr. Prachi Katti
- 24 Dr. Renuka Anonangi
- 25 Dr. Ravi Shirahatti
- 26 Dr. Pallavi G
- 27 Dr. Asim Jammone
- 28 Dr. Anulya Vant
- 29 DR. Ramya Pai
- 30 Dr. Ajay Kumar Nayak

Shital
Prachi
Renuka
Ravi
Pallavi
Asim
Anulya
Ramya
Ajay

Minutes of Meeting

Date: 2-9-2020

Meeting was conveyed by principal sir with all HOD at 9.30 am in the auditorium.

Meeting started with discussion of MDS students (1, 2 & 3 year) present status of work being done in the respective departments and the protocol to be followed for upcoming months.

After discussion with all HOD's it was brought to the notice that the I MDS students will start with their pre-clinical assignments followed by II&III year MDS students are working on their library dissertation and main dissertation along with their seminar and journal club presentations complying with their requirements.

Principal sir informed that the final year exams have been postponed till further notice. Sir brief about VC (RGUHS) instructions to call the final year students to finish the pending work. Sir also asked all the HOD's to sensitize the students about exam pattern.

Followed by which there was discussion on starting of the Emergency Clinic for which point of view of all HODs was taken and it was decided to start non aerosol producing procedures in the emergency clinic

It was decided to post one dept. on each day of the week who will be managing – Register Counter, OPD and Emergency Treatment.

Timing decided was 9.30 am to 12.30 pm.

The OPD and Treatment will be carried out in Dept. of OMDR for the month of September following which all HOD's will take a call on starting the treatment at their respective departments.

Further in the meeting it was decided that Dr. Ranganath Nayak Professor & Head Dept. of OMFS will sensitize the staff and the PG students regarding the asepsis to be followed in the emergency clinic.

Principal Sir briefed about the upcoming NAAC inspection and informed all HOD's to furnish the details according to requirements mentioned in the manual.

Further it was decided that Dr. Vijaylakshmi Kotrashetti Professor and Head Oral Pathology will sensitize all the HOD's regarding the NAAC inspection and maintenance of records and files on Saturday 5th Sep at 10.00 am in auditorium.

12 Dr. Pushpa. P

Administrative
incharge



13 Dr. Veerendra. Uppin

Academic
Incharge.



MARATHA MANDAL'S
NATHAJIRAO G. HALGEKAR INSTITUTE OF
DENTAL SCIENCES & RESEARCH CENTRE BELGAUM
(Recognised by Dental Council of India & Govt. of India, New Delhi)
(Affiliated to Rajiv Gandhi University of Health Sciences, Bangalore-Karnataka)

SMT. RAJSHREE N. HALGEKAR
CHAIRPERSON

Ref. No. MM/BDS-MDS/2020-21 / 362

Date: 18/9/2020

CIRCULAR

A meeting of all HOD's will be held on 22nd September 2020 at 10 am in the auditorium to discuss the following issues.

Agenda:

- 1) Extension Posting of Interns.
- 2) Emergency clinic and department clinics.
- 3) Preparation for forthcoming BDS Examinations.
- 4) Any other matter.

All the HOD's should attend the meeting.


Dr. Ramakant Nayak
Principal

M.M.'s N.G. Halgekar Institute of Dental Science:
& Research Centre, Belgaum-590010

Copy to

(1) All Dental department HOD's






Date 22/09/2020.

A meeting of all HOD's will be held on 22 September 2020 at 10am in the auditorium to discuss the following Issues.

Agenda.

- 1] Extension Posting of Interns.
- 2] Emergency Clinic and Department clinics.
- 3] Preparation for forthcoming BDS Examination.
- 4] Any other matters.

The following Staff is present for the meeting.












1	Dr. Ramakant Nayak.	Principal.	
2	Dr. Vinay Patel	Vice. Principal	
3	Dr. Renuka Ammanagi	ONDR HOD	
4	Dr. Ranganath Nayak	OS HOD	For L.O.P.  (Dr. Indhar)
5	Dr. Rajendra Hallikumar	Puerthce HOD	BT
6	Dr. Madhu Pujari	Cens. HOD	for
7	Dr. Puaveenkumar. M	Pedo HOD	for
8	Dr. Vijay Naik	Autho HOD	for
9	Dr. Anant Nayak	Penico HOD.	





DI. 02/09/2020.

A meeting of Dental Department HOD's is called in the Auditorium of college on 2nd September 2020 at 9.30 am. All HOD's are informed to attend the same without fail.

To discuss the future planning for students training.

* The following staff members are present for the meeting.

1]	Dr. Ramakant. Nayak	Principal	
2]	Dr. Vijay. Patil	Vice-Principal	
3]	Dr. Renuka. Ammanagi	OMDR HOD	
4]	Dr. Ranganath Nayak	OS. HOD	
5]	Dr. Rajendra Hallikumar	Presthe HOD	
6]	Dr. Madhu Pujar	Cons. HOD	
7]	Dr. Vijay. Naik	Ortho. HOD	
8]	Dr. PuveenKumar. M.	Pedo HOD	
9]	Dr. Anurati. Nayak	Perio HOD	
10]	Dr. Vijayalakshmi. K	Qual path HOD	
11]	Dr. Ravi Shukhatti	Community HOD	

- | | | | |
|----|-----------------------|-------------------------|--|
| 10 | Dr. Vijayalakshmi . K | Qual Path HOD |  |
| 11 | Dr. Ravi Shivaatti | Community HOD |  |
| 12 | Dr. Pushpa . P. | Administrative Incharge |  |
| 13 | Vasudha Uppin | Academic Incharge |  |

Dr. Pri

Minutes of Meeting

Date: 2-9-2020

Meeting was conveyed by principal sir with all HOD at 9.30 am in the auditorium.

Meeting started with discussion of MDS students (1, 2 & 3 year) present status of work being done in the respective departments and the protocol to be followed for upcoming months.

After discussion with all HOD's it was brought to the notice that the I MDS students will start with their pre-clinical assignments followed by II&III year MDS students are working on their library dissertation and main dissertation along with their seminar and journal club presentations complying with their requirements.

Principal sir informed that the final year exams have been postponed till further notice. Sir brief about VC (RGUIS) instructions to call the final year students to finish the pending work. Sir also asked all the HOD's to sensitize the students about exam pattern.

Followed by which there was discussion on starting of the Emergency Clinic for which point of view of all HODs was taken and it was decided to start non aerosol producing procedures in the emergency clinic

It was decided to post one dept. on each day of the week who will be managing – Register Counter, OPD and Emergency Treatment.

Timing decided was 9.30 am to 12.30 pm.

The OPD and Treatment will be carried out in Dept. of OMDR for the month of September following which all HOD's will take a call on starting the treatment at their respective departments.

Further in the meeting it was decided that Dr. Ranganath Nayak Professor & Head Dept. of OMFS will sensitize the staff and the PG students regarding the asepsis to be followed in the emergency clinic.

Principal Sir briefed about the upcoming NAAC inspection and informed all HOD's to furnish the details according to requirements mentioned in the manual.

Further it was decided that Dr. Vijaylakshmi Kotrashetti Professor and Head Oral Pathology will sensitize all the HOD's regarding the NAAC inspection and maintenance of records and files on Saturday 5th Sep at 10.00 am in auditorium.

12 Dr. Pushpa. P

Administrative
in charge



13 Dr. Veerendra. Uppin

Academic
In charge.



**MARATHA MANDAL'S
NATHAJIRAO G. HALGEKAR INSTITUTE OF
DENTAL SCIENCES & RESEARCH CENTRE BELGAUM**

(Recognised by Dental Council of India & Govt. of India, New Delhi)
(Affiliated to Rajiv Gandhi University of Health Sciences, Bangalore-Karnataka)

**SMT. RAJSHREE N. HALGEKAR
CHAIRPERSON**

Ref. No. MM/BDS-MDS/2020-21 / 362

Date: 18/9/2020

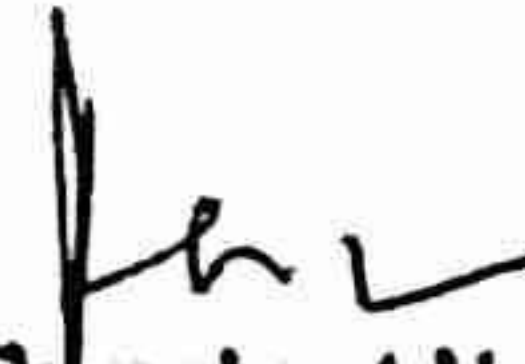
CIRCULAR

A meeting of all HOD's will be held on 22nd September 2020 at 10 am in the auditorium to discuss the following issues.

Agenda:

- 1) Extension Posting of Interns.
- 2) Emergency clinic and department clinics.
- 3) Preparation for forthcoming BDS Examinations.
- 4) Any other matter.

All the HOD's should attend the meeting.


**Dr. Ramakant Nayak
Principal**

**M.M.'s N.G. Halgekar Institute of Dental Science:
& Research Centre, Belgaum-590010**

Copy to

(1) All Dental department HOD's



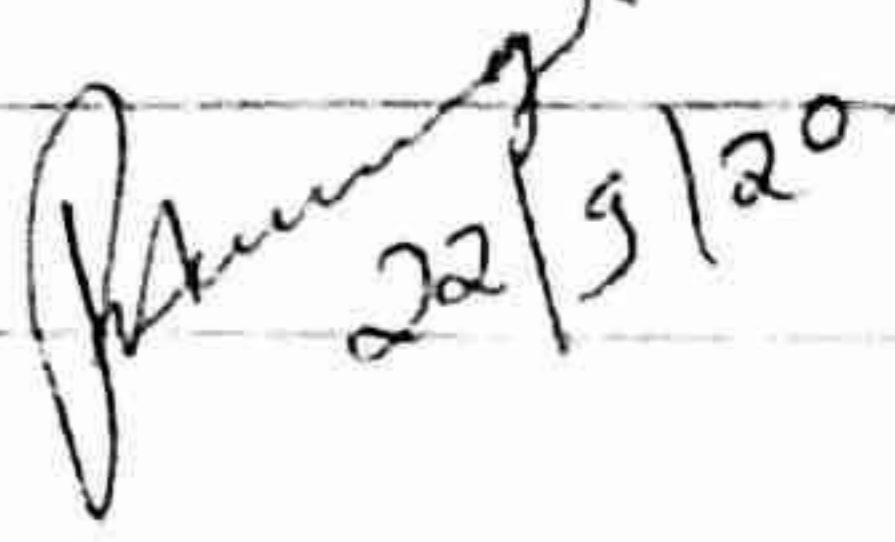





Date 22/09/2020





A meeting of all HOD's will be held on 22 September 2020 at 10am in the auditorium to discuss the following Issues.

Agenda.

- 1] Extension Posting of Interns.
- 2] Emergency Clinic and Department clinics.
- 3] Preparation for forthcoming BDS Examination.
- 4] Any other matters.

The following Staff is present for the meeting.

1	Dr. Ramakant Nayak	Principal	
2	Dr. Vijay Patel	Vice. Principal	
3	Dr. Renuka Ammanagi	ONDR HOD	
4	Dr. Ranganath Nayak	OS HOD	For HOD  (Dr. Ishar)
5	Dr. Rajendra Hallikernath	Purothce HOD	BT
6	Dr. Madhu Pujar	Cens. HOD	
7	Dr. Puaveenkumar. M	Pedo HOD	
8	Dr. Vijay Naik	Autho HOD	
9	Dr. Anurati Nayak	Perio HOD	

10	Dr. Vijayalakshmi . K	Qual Path HOD	
11	Dr. Ravi Shivaatti	Community HOD	
12	Dr. Pushpa. P.	Administrative Incharge.	
13	Vemendua Uppin	Academic Incharge.	
	Dr. Pui		

Minutes of Meeting

Dated: 22.09.2020

A meeting was conducted by the principal with all the Head of Departments on 22/09/2020 at 10 am in the auditorium.

Meeting started with discussion on Extension posting for Interns. After discussion it was decided to post the Interns having more than 20 days of extension for the extension posting.

After discussion with all the Head of Departments and taking their point of view it was decided to start working in their respective departments from 01.10.2020 except Dept. Of Pedodontics which will be working in the emergency clinic till 31.10.2020.

Principal Sir informed about our college examination centre for theory is ready with proper social distancing norms as per RGUHS norms & directions.

Also a separate section has been marked for students who are Covid-19 Positive and students who show positive symptoms for Covid-19.

Later Principal sir asked all the Head of Departments to call all the exam going students to their respective departments to appraise them about the pattern of practical examination to be held in November 2020.


Dr. Ramakant Nayak
Principal

M.M.'s N O Helgekar Institute of Dental Science
& Research Centre, Belgaum-590010

Dated: 09/07/2020

A meeting of all HOD's will be held on 9th July 2020 at 9.30 am in the committee room.

The meeting was called to discuss about the proposal ~~was~~ put forth regarding providing the staff members, Postgraduate & Undergraduate student's protective kits for treatment of patients and also to discuss about the cost of material.

MEETING

A meeting was conducted by the principal with all the Head of Departments on 09/07/2020 at 9.30 am in the committee room.

During the meeting a proposal was put forth regarding providing the staff member and Postgraduate and Undergraduate student's protective kits for treatment of patients, wherein the cost of material would be recovered from the treatment charges.

The following material was proposed to be provided by the college, the cost of which has been incorporated in the revised treatment charges.

PPE Kits, N95 mask, Head cap, Shoe covers, Gloves and Surgical Gowns.

- The staff member have to procure the scrub Suits by themselves.
- The Post Graduate students have to procure their own Scrubs and Face shield.
- The Undergraduate students have to procure N95 mask, Head cap, shoe Covers, Face shields, Gloves by themselves. The PPE cost for the UG students is factored in the treatment cost. In case the patient cannot afford and students still wants to proceed with the treatment, the UG student will have to bear the cost of the treatment inclusive of PPE kit.








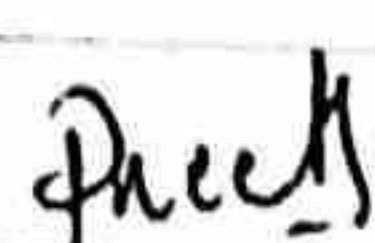


[Handwritten signatures and initials at the bottom of the page]

Dated: 07/11/2020.

Meeting.

NAAE meeting was called on 7/11/2020 for all under NAAE incharges of the department. The meeting was held at principal chamber at 9.30 am. Information regarding the meeting was circulated thro' whatsapp. Meeting was with regard to uniform maintenance of lab book filling the data as per NAAE LSR template.

The following staff is present for the meeting.

Sno.	Name of the Staff	Department.	Signature
1	Dr. Ramakant Nayak.	Principal	
2	Dr. Vijayalakshmi K.	Dual pathology	
3	Dr. Ravi. S	Community	
4	Dr. Preaveen. B	Conservative. D	
5	Dr. Sachin. S	Pedodontics	
6	Dr. Sujata. Byahatti	OMDR	
7	Dr. Santosh. D	Dual Surgery	
8	Dr. Preethi. Kusugal	Paedodontics	
9	Dr. Bhakti. H	Orthodontics	
10	Dr. Sheuti. Vinupaxi	Pedodontics.	

Dated : 26/11/2020.

A meeting of all HOD's will be held on 26th November 2020 at 10 am in Committee Hall to discuss the following issues.

Agenda of meeting.

- 1] To discuss about the Department OPD and treatment charges.
- 2] Academic schedule to be formulated after University Exams.

The following Staff members were present for the meeting.

1] Dr. Ramakant. Nayak	Principal	for ✓
2] Dr. Vinay Patil	Vice principal	for ✓
3] Dr. Renika Ammanagi	HOD OMDR	for ✓ 26/11/2020
4] Dr. Ranganath Nayak	HOD OS	for ✓
5] Dr. Rajendra Hallikumar	HOD Prostho	for ✓
6] Dr. Madhu Pujar	HOD Cons	for ✓
7] Dr. Chandrashekhar. Y	HOD Pedo	for ✓
8] Dr. Vijay Naik	HOD Autho	for ✓
9] Dr. Anant Nayak	HOD Preso	for ✓ 26/11/2020
10] Dr. Vijayalakshmi. K	HOD oral path.	for ✓



Maratha Mandal's
Nathajirao G Halgekar Institute of Dental Sciences & Research centre,
R S No. 47A/2, Near KSRP Ground, Bauxite Road, Belagavi – 590 010
Karnataka, India

Phone: 0831-2477682 Fax: 0831-2479323
Email: mmnghids@gmail.com Website: www.mmde.edu.in

Ref.No.MM/BDS/MDS /2020-21 / 787

Date: 23/11/2020

CIRCULAR

A meeting of all HOD's will be held on 26th November 2020 at 10 am in Committee Hall to discuss the following issues.

Agenda:

1. To discuss about the Department OPD and treatment charges.
2. Academic schedule to be formulated after university exams.

The Vice Principal, Academic Incharge, Administrative Incharge and all the HOD's should attend the meeting.


Dr. Ramakant Nayak
Principal

M.M.'s N.G. Halgekar Institute of Dental Sciences
& Research Centre, Belagavi-590010

Minutes of Meeting

Dated: 26/11/2020

A meeting was conducted by the Principal with all the Head of Departments on 29/11/2020 at 10 am in the Committee Hall.

Principal sir informed all the HOD's that many staff members are not maintaining the college timings and leaving early which has been noted by the office so they have to talk to all the staff members in the department to maintain the college timings very strictly.

Later in the meeting it was discussed that all the mentors should inform their respective students that classes/ practical's will resume immediately after the university examinations and students should not go back home.

It was decided that the time table incharge should prepare the time table for the various BDS batches for theory and practical's

Later in the meeting all HOD's were asked to formulate various innovative methods to train the students to supplement the clinical training.

It was also discussed that the UG students should procure their own N95 mask, Face shield, Head cap, Gloves & shoe covers and these materials including PPE kit should be made available in the stores for students to buy. The same was to be discussed again in the next meeting.

Later it was discussed to have a training programme in Donning & Doffing, sterilisation & disinfection protocols to be conducted by Department of Conservative & Department of Prosthodontics for the UG students & Interns.

There was also discussion on whether to reduce the treatment charges of patients and it was decided to have a meeting on Tuesday (01/12/2020) to finalise the treatment charges for the patients.



Dr. Ramakant Nayak
Principal



Maratha Mandal's

Nathajirao G Halgekar Institute of Dental Sciences & Research centre,
R S No. 47A/2, Near KSRP Ground, Bauxite Road, Belagavi – 590 010
Karnataka, India

Phone: 0831-2477682 Fax: 0831-2479323

Email: mmnghids@gmail.com Website: www.mmde.edu.in

Ref.No.MM/BDS/MDS /2020-21/805

Date: 27/11/2020

CIRCULAR

A meeting of all HOD's will be held on Tuesday 1st
December 2020 at 10 am in Committee Hall.

Note:

The Vice Principal, Academic Incharge, Administrative Incharge
and all the HOD's should attend the meeting.





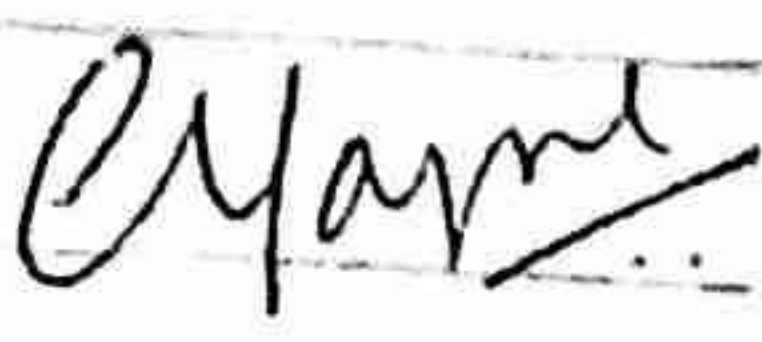



Dr. Ramakant Nayak
Principal

M.M.'s N G Halgekar Institute of Dental Sciences
& Research Centre, Belgaum-590010

Dated: 1/12/2020

A meeting of all HOD's will be held on Tuesday 1st December 2020 at 10am in Committee Hall.

The following staff members, ~~most~~ are present for the meeting

1.	Dr. Ramakant Nayak	Principal	
2.	Dr. Vijay Patil	Vice principal	
3.	Dr. Renuka Ammanagi	HOD OMDR	
4.	Dr. Ranganath Nayak	HOD OS	
5.	Dr. Rajendra Hallikerimath	HOD Prostho	
6.	Dr. Madhu Puyar	HOD Cons	
7.	Dr. Chandrashekhar Y.	HOD Pedo	
8.	Dr. Vijay Naik	HOD Ortho	
9.	Dr. Anurati Nayak	HOD Perio	
10.	Dr. Vijayalakshmi K.	HOD. Oral Path	
11.	Dr. Ravi Shirahatti	HOD Community	
12.	Dr. Pushpa P	Administrative Incharge	
13.	Dr. Neerajendra Uppin	Academic Incharge	

Minutes of Meeting

Dated: 01/12/2020

A meeting was conducted by the Principal with all the Head of Departments on 01/12/2020 at 10 am in the Committee Hall.

Meeting started with Principal sir informing all HOD's to give away all the condemned materials in the department & also to maintain a register for the same.

Sir also informed Dr. Renuka Ammanagi regarding publication of the news letter for the year 2020. January 2020 to 31st December 2020.

Principal sir informed all HOD's to instruct all the MDS students who have not paid the fees to pay the balance fees with immediate effect. Already two reminders have been issued in this regards to the PG students.

Later it was discussed that the I BDS students should get their RT-PCR test negative report before joining the college. College also had made provision for RT-PCR covid test for all staff and students. The first batch of 250 samples of staff & PG students were collected on 27th November 2020.

Further in the meeting it was decided that all HOD's should submit the revised treatment charges to the office at the earliest.

It was also decided to have the training program in Donning & Doffing, sterilisation & disinfection protocol to be conducted by Department of Conservative & Department of Prosthodontics for the UG students & Interns on 21/12/2020.

In the meeting it was also decided to Autoclave the surgical gowns used by the UG students in the respective departments in which they are posted.

Principal sir informed Dr. Rohini Sarnaik to make a time table for posting of Interns to be starting from 14/12/2020.


All HOD's were informed to keep check on the consumables issued to the students in the Department and keep a strict check on misuse / pilferage. The staff incharge in the department for consumables should keep a strict vigil on the same.


Dr. Ramakant Nayak
Principal

NAAC Committee meeting

A meeting was called for all department NAAC incharge and committee incharge on 17/12/2020 regarding uploading of various criteria as per SSR. All department & committee were informed about the day & time to upload the various criteria as per NAAC SSR format. Any queries regarding the same by the members were also answered.

NAAC Incharge



17/12/2020.



Maratha Mandal's
Nathajirao G Halgekar Institute of Dental Sciences & Research Centre,
R S No. 47A/2, Near KSRP Ground, Bauxite Road, Belagavi - 590 010
Karnataka, India


Phone: 0831-2477682 Fax: 0831-2479323
Email: mmnghids@gmail.com Website: www.mmhc.edu.in

Ref No MM BDS/MDS /2020-21/ 967

Date: 21/12/2020

CIRCULAR





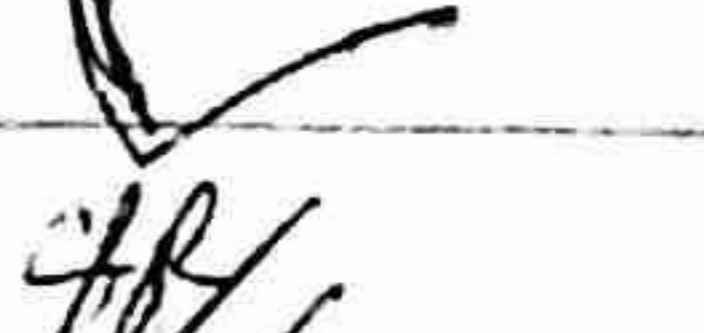




A meeting of all HOD's will be held on Thursday 24th December 2020 at 10am in Committee Hall.


Dr. Ramakant Nayak
Principal













M.M.'s N G Halgekar Institute of Dental Sciences
& Research Centre, Belagavi-590010

Note:

The Vice Principal, Academic Incharge, Administrative Incharge and all the HOD's should attend the meeting.

Department of Oral Pathology	
Department of Periodontics	
Department of OMR	
Department of Prosthodontics	
Department of Public Health Dentistry	
Department of Oral Surgery	
Department of Orthodontics	
Department of Cons & Endo	
Department of Pedodontics	

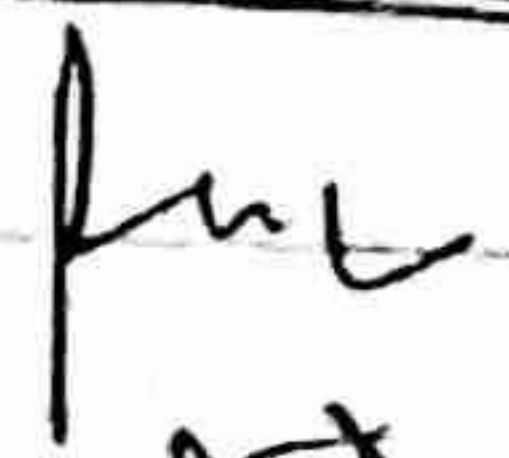





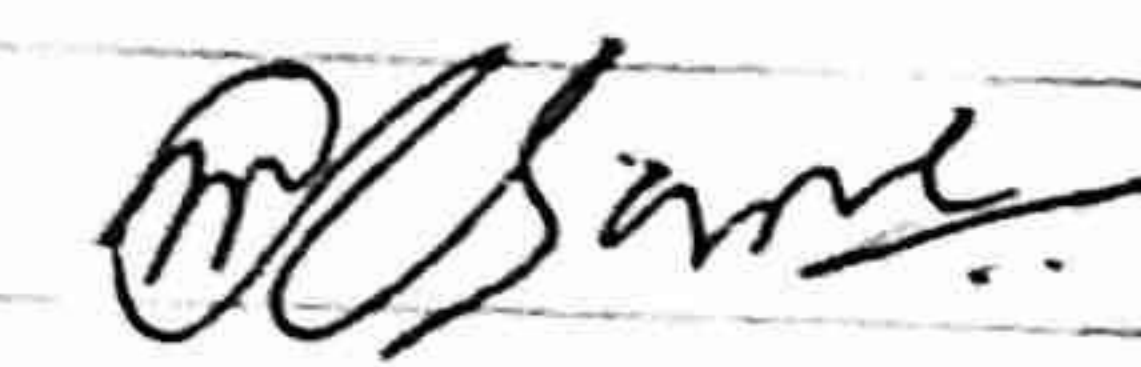





27 Committee

Department	NSS Unit	
	Red cross	
	CDE	
	Examination	
	Sports	
	Cultural	
	Alumni	
	Feedback	
	Research & Ethics	
	NAAC	
	NAAC Incharge	
	NSS com	

Date - 24/12/2020

A meeting of all HOD's will be held on Thursday 24th December 2020 at 10am in Committee Hall.

The following staff members ~~will~~ are present for the meeting.

Sl. No.	Name of the staff	Desi.	Signature
1.	Dr. Ramakant Nayak	Principal	
2.	Dr. Vijay Patil	Vice principal	
3.	Dr. Renuka Ammanagi	HOD OMR	
4.	Dr. Ranganath Nayak	HOD OS	For,  24/12/20
5.	Dr. Rajendra Halikerimath	HOD Prosthodontics	
6.	Dr. Madhu Pyar	HOD Cons	
7.	Dr. Chandrashekhar Y.	HOD Pedo	
8.	Dr. Vijay Naik	HOD Ortho	
9.	Dr. Anjali Nayak	HOD Perio	For, 
10.	Dr. Vijayalakshmi K.	HOD Oral Path	
11.	Dr. Ravi Shirahatti	HOD Community	
	Dr. Pushpa P	Administrative Incharge	
	Dr. Veerendra Uppin	Academic Incharge	

MEETING

The meeting started with Principal Sir mentioning about Dr. Ravi Shirahatti (Head of Department Public Health Dentistry) who was serving his last day in this institution and wished him best of luck for his future endeavors.

Dr. Ravi mentioned about his good experiences working in this esteemed institute and was thankful towards The President madam, Principal Sir, and all the staff and students of the college.

Further in this meeting Principal sir mentioned about starting 1st BDS course on 18.01.2021 which will be scheduled as follows

- Orientation Day- 18.01.2021
- Bridge Course- 19 to 21.01.2021

Later Principal Sir suggested to have a Psychologist as a guest lecturer during the bridge course.

It was also decided that Dr. Sanjeevani (Incharge Anti Ragging Committee) to have a sensitization program for the students and to invite DCI member for the anti ragging awareness program.

In the meeting, it was also decided that Dr. Pushpa should formulate the mentorship program.

Principal Sir mentioned that since 3rd Jan 2021 is a Sunday, the blood donation camp scheduled on FOUNDATION DAY of THE MARATHA MANDAL, BELGAUM will be conducted on 4th Jan 2021 in the department of Oral and Maxillofacial Surgery.

It was also stated by Principal Sir that the list of deficient equipments and defective equipments which were sent by all HOD's were forwarded to the Management for further action.

Recruitment of the new staff as per the prevailing DCI norms has been forwarded to the management for further action.

Per
24/12/2020



Maratha Mandal's
Nathajirao G Halgekar Institute of Dental Sciences & Research Centre,
R S No. 47A/2, Near KSRP Ground, Bauxite Road, Belagavi – 590 010
Karnataka, India

Phone: 0831-2477682 Fax: 0831-2479323
Email: mmnghids@gmail.com Website: www.mmdc.edu.in

Ref.No.MM/BDS/MDS /2019-20 / 618

Date: 20/10/2020

CIRCULAR

A meeting is called of the dental department HOD's on 22nd Oct 2020 at 10:00 am in auditorium to discuss the following issues

- 1) Conduct of BDS Practical Exams.
- 2) Classes / Practical's / Clinics of next academic year.
- 3) Protocols for Department Clinics.

Copy to:


Dr. Ramakant Nayak
Principal

M.M.'s N G Halgekar Institute of Dental Sciences
& Research Centre, Belagavi-590010

- 1) Dept of Oral Medicine & Radiology
- 2) Dept of Oral Pathology & Microbiology
- 3) Dept of Orthodontics
- 4) Dept of Pedodontics
- 5) Dept of Prosthodontics
- 6) Dept of Periodontics
- 7) Dept. of Conservative Dentistry
- 8) Dept. of Oral Surgery
- 9) Public Health Dentistry
- 10) Office
- 11) Vice Principal
- 12) Academic Incharge
- 13) Administrative Incharge






(GPRM)

05/10/2020

HOD meeting of basic sciences was called on 5/10/2020 at 7:30 am to inform
Agenda for meeting:-

- * Since University exams for I, II & III B.S. are postponed, meeting was called to conduct practical classes for these batches.
- * Classes to be conducted based on small batches & can call students as per each dept protocol.

Members attended:-

Dr. Ramakant Nayak (Principal) for

Dr. Patten

Dr. Anadhana Chatterjee

Dr. Vijayalakshmi K

Mr. Prakash T

Dr. - Kain B.

Dr. Mahadev

Dr. Anadhana Chatterjee

Mr. Mahadev Shiragane

Dr. Shivanand Patten

Prasad

Shiragane

Prasad

Shiragane

Dind

- It was discussed with all HOD's to complete the pending practical portion for the I, II & III B.S. regular batch. Also update these journals if incomplete.
- Also uprise the students regarding practical exam pattern & mode of conducting exams.
- For odd batch students, if they are back in the campus to conduct practical classes.

Minutes of the Meeting

Dt: 22/10/2020

A Meeting was conducted by the Principal Dr Ramakant Nayak along with the all the Dental HODs, Vice Principal, Administrative & Academic Incharge.

The meeting started with the discussion to take suggestions regarding how to conduct BDS Practical examination of RGUHS as University has not given any particular directions to conduct the exam.

Principal Sir asked all the HOD's to take feedback from other RGUHS colleges regarding conducting the practical examination & also instructed all HOD's to procure the materials required for BDS practical exam.

After the discussion it was decided and agreed to start regular classes for all the UG students after the examination.

It was also decided to finalise protocols to be followed in the Department.

There was discussion on reducing quota for the UG students attending clinical postings & to conduct preclinical exercises on mannequins.

Later in the meeting Dr Praveenkumar Mandrolli, HOD of Paedodontics, wished to start working in their respective department with necessary precautions.

Principal

Dr. Ramakant Nayak
Principal

I.M.'s N. G. Halpalkar Institute of Dental Sciences
B-1, 1st Floor, B-1, 1st Floor, B-1, 1st Floor

- | | |
|--------------------------|---------------------------|
| 1) Dr. Viraj Patil | 5) Dr. RB Hallikernimath |
| 2) Dr. Aarti Nayak | 6) Dr. Renuka Ammangi |
| 3) Dr. Vijay Malik | 7) Dr. Vijaylaxmi K. |
| 4) Dr. Praveen Mandrolli | 8) Dr. Ravi Shirohatti |
| 5) Dr. Pushpa P | 9) Dr. Veerendra Vppin |
| 6) Dr. Tushar B. | 10) Dr. Praveen Mandrolli |
| | 11) Dr. Pushpa P |
| | 12) Dr. Tushar B. |

Dated 22/10/20

The meeting of all Dental HOD's is called on 22/10/2020 at 10.00 a.m. in the college Auditorium to discuss the following issues.

- 1) Conduct of BDS Practical exams
- 2) classes/ Practicals/ Clinics of next academic year.
- 3) Protocols for Department Clinics

The following staff members are present for the meeting

- 1) Dr Ramakant Nayak *for*
- 2) Dr Viraj Patil *22/10/20*
- 3) Dr Aarti Nayak *22/10/20*
- 4) Dr R. B. Halikerimath *Ent*
- 5) Dr Vijay Naik *CR*
- 6) Dr Renuka Ammangi *for*
- 7) Dr Vijayalakshmi Kotreshetti *for*
- 8) Dr Rani Shivarajetti *for*
- 9) Dr Venudhara Uppim *for*
- 10) Dr. Praveen Mandoli *for*
- 11) Dr. Pushpa S. P. *for*



Maratha Mandal's

Nathajirao G Halgekar Institute of Dental Sciences & Research Centre,
R S No. 47A/2, Near KSRP Ground, Bauxite Road, Belagavi - 590 010
Karnataka, India

Phone: 0831-2477682 Fax: 0831-2479323

Email: mmnghids@gmail.com Website: www.mmde.edu.in

Date: 02/02/2021

Ref.No.MM/BDS/MDS /2020-21 /1287

CIRCULAR

A meeting of all HOD's will be held on 05th February 2021 at 10:00am in Committee hall.

Agenda:

1. To discuss the Protocol and difficulties in managing the clinics.
2. Offline and Online classes.
3. Any other matters.


Dr. Ramakant Nayak
Principal

M's N G Halgekar Institute of Dental Sciences & Research Centre, Belagavi-590010

Copy to:

Vice Principal

Academic Incharge

Administrative Incharge

All the HOD's

Date: 05/02/2021

A meeting of all HOD's will be held on 5th February 2021 at 10:00am in Committee hall.

Agenda

1. To discuss the Protocol and difficulties in managing the clinics.
2. Offline and online classes.
3. Any other matters.

The following staff members are present for the meeting.

Sl. No	Name of the staff	Desi	Signature
1.	Dr. Ramakant Nayak	Principal	for.
2.	Dr. Vijay Patil	Vice Principal	for
3.	Dr. Renuka Ammanagi	HOD OMDR	(Ammanagi) 5/2/21
4.	Dr. Ranganath Nayak	HOD OS	for 05/02/21
5.	Dr. Rajendra Hallikerimath	HOD Prostho	for
6.	Dr. Madhu Puyar	HOD Cons	for
7.	Dr. Chandrashekhar Y.	HOD Pedo	for
8.	Dr. Vijay Naik.	HOD Ortho	for
9.	Dr. Anurati Nayak	HOD Perio	for 5/2/2021

CIRCULAR

11/02/2021

HOD meeting was held on 05/02/2021 to discuss following Agenda.

1. To discuss the protocol & difficulties in managing the clinics
2. Online & offline classes.
3. Any other matter
 - a) Extension of timing for teaching staff for off campus work
 - b) To maintain movement register for staff at department
 - c) BMW management
 - d) Teaching beyond class rooms for students

Principal commenced the meeting by welcoming all the members. He informed about that vice Principal Dr. Viraj Patil & HOD Dr. Madhu Pujar are on leave. In place of Dr. Madhu, Dr .V.M Uppin represented the department of Conservative Dentistry and Endodontics.

The details of action taken report for the above mentioned agenda.

- 1) All HOD's were of the opinion to currently continue the OPD timing same till i.e., 1.30 pm till end of March. Taking into consideration situation of COVID further decision on extension of OPD timing can be made.
- 2) It was decided by discussion with all, to stop movement of attender to each department taking case paper along with patient. It was decided that patient will carry their own case paper, henceforth, along with them for treatment and deposit in department/reception counter while leaving hospital.
- 3) Principal asked all dept if they have any deficiency of attenders and required any new attenders.

Dr. Hallikerimath informed about requirement of one extra attenders.

Principal informed that if there is requirement of attender all the HOD's who require extra attender to give letter stating the work load of existing attenders and if new one is recruited what work will be assigned for him/her.

Individually when enquired with each department Dr. Yavagal informed that two days a week the dept suffers with day to day activity because one attendres is posted to CRL two days a week. If that is stopped dept do not require new attender

- 4) Principal mentioned that if attenders are called for some office work, they are not to be sent. They are to be sent only if HOD's receive any circular or written document signed by principal. Also it was mentioned if attenders are busy doing work at dept. Dept need not send them for office work.

- 5) It was decided to continue with offline classes following all COVID norms as per RGUHS, Bengaluru protocol.

Any other matter :

1a) Principal mentioned about time leniency given to the teaching staff moving out of campus during college hours. During the discussion Dr. Aarati Nayak mentioned that sometimes for some reason staff have to go out of the campus and will not be able to come within 20 mins so some leniency can be considered.

So it was decided once in a while teaching staff can be given permission to going out for 45mins to 1 hour provided signed permission is obtained from the HOD. During that time Dr. Vijay Naik mentioned to have a format for the application for leaving out of the campus.

Principal informed Dr. Vijay Naik to formulate the same. The format was made and circulated to all members for approval. Upon approval, it was mentioned that after HOD's permission, Principal will also sign the application at the end of the day.

The printed copies of application to be send to all department.

However after this also entry at the gate will be maintained. Based on observation for one or two months of permission to the given for staff each month will be decided in forth coming HOD meetings

2a) Principal informed all HOD's to maintain movement register for staff both for within and outside campus movement.

Dr. Aarati Nayak & Dr. Ranganath Nayak opinioned that to have different movement register for teaching, non-teaching & PG student where Dr. Vijayalaxmi opinioned considering oral pathology department with less working staff it is not necessary to have different one. Finally principal concluded register can be maintained according to the department protocol and every staff movement is to be recorded.

He instructed Dr. Vijayalaxmi make circular for the same & the format to be followed for movement register. During the meeting circular was made approval from all the members was obtained for the same.

3a) Principal informed that BMW register will be sent to all the departments. Departments have to hence forth record the details of BMW generated at the department. Every day at the end attenders of the dept needs to weight the BMW generated & record it. The waste has to be collected in respective color coded Bag. The register will be updated on daily basis. One attender will be assigned for weighing bio medical waste and record the same.

5a) Principal appreciated the innovative idea of teaching outside classroom for PG student of Pedodontic organized by Dr. Chandrashekhar Yavagal and appraised the same regarding half day visits to Deshapande innovation centre, Hubli.

Principal informed all departments to think beyond classroom teaching & come out with innovative ideas in teaching. He also informed in the next HOD meeting all HOD's can come out with certain ideas for their respective department.

11.

Dr. Pushpa P

Administrative
Incharge

5/2/21

12.

Dr. Veerendra Uppin

Academic
Incharge

5/2/21

Minutes of Meeting

Dated: 15/04/2021

A meeting was conducted by the Principal with all the Heads of Department on 15/04/2021 at 10 am in the Committee Hall.

Meeting started with Principal sir informing all HOD's to take more precaution while treating patients in the view of increased number of COVID-19 cases in Belagavi.

Students who remained absent from theory/practical classes and clinics on 12th April 2021 should get RT-PCR Covid-19 negative report compulsorily.

In the meeting it was decided to postpone the cultural event indefinitely & Principal sir asked to inform Dr. Pallavi Gopeshetti, Cultural committee incharge regarding the same.

III year MDS students should be relieved after May 15th. All the HOD's should instruct their respective students not to leave the station during their study holidays.

Total number of working days for the calculation of PG attendance will be sent from the office.

Principal sir asked to inform Dr. Rohini Sarnaik, Time table committee incharge to prepare time table for 2nd term postings & compensatory for missed postings during lockdown for III & IV BDS students.

IVth BDS students who are missing 1:00 to 2:00 pm theory class because of their patients work in clinical posting should be given attendance after confirmation from the respective department.























Dr. Ramakant Nayak
Principal












M.M.'s N.G. Halgekar Institute of Dental Sciences
& Research Centre, Belgaum-590010

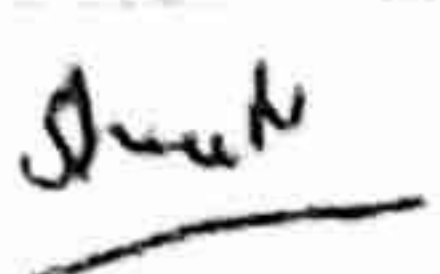
Dated

24/02/2021

A meeting of all HODs is called on 24/02/2021 at 10.30 A.M. in the meeting hall of College.

The following staff members are present for the meeting.

S.No.	Name of the Staff	Design.	Signature
1.	Dr Ramakant Nayak	Principal	
2.	Dr Viraj Patil	Vice-Principal	
3.	Dr Madhu Pujar	HOD	
4.	Dr Vijayalaxmi K.	HOD	
5.	Dr Renuka Ammangi	HOD	
6.	Dr R.B. Hallikernimath	HOD.	
7.	Dr Aarti Nayak	HOD	
8.	Dr Vijay Naik	HOD	
9.	Dr Anuradha B.		
10.	Dr Veerendra Uppin	Academic I/c	
11.	Dr Pushpa P.	Adm I/c	

12 Dr Chandrashekar Yavagal HOD. for 



Maratha Mandal's
Nathajirao G Halgekar Institute of Dental Sciences & Research Centre,
R S No. 47A/2, Near KSRP Ground, Bauxite Road, Belagavi – 590 010
Karnataka, India

Phone: 0831-2477682 Fax: 0831-2479323
Email: mmnghids@gmail.com Website: www.mmde.edu.in

Ref.No.MM/BDS/MDS/2020-21/ 90

Date: 20 / 4 / 2021

CIRCULAR

All the dental HOD's are hereby informed to attend the meeting in committee hall on 21/04/2021 10.00 a.m.

Agenda

1. To discuss the RGUHS orders RGU/AFF/GE/4/2021 dated: 19.04.2021
2. Covid protocols in the institute and clinical postings


Principal
Dr. Ramakant Nayak
Principal

M.M.'s N G Halgekar Institute of Dental Sciences
& Research Centre, Belagavi-590010

Copy to,


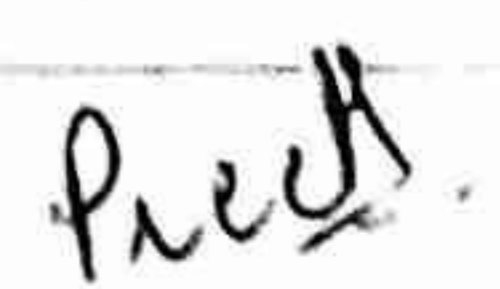






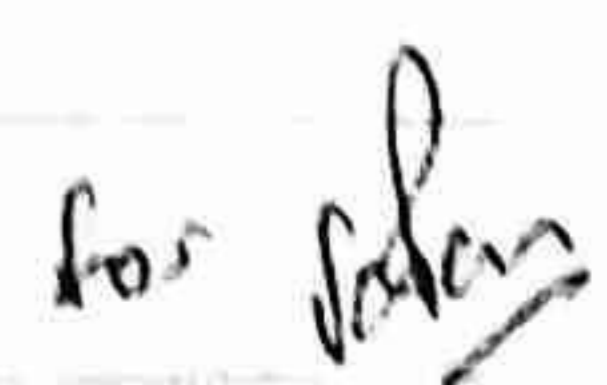


1. Vice Principal
2. Academic Incharge
3. Administrative Incharge
4. HOD Department of OMDR
5. HOD Department of Oral Surgery
6. HOD Department of Public Health Dentistry
7. HOD Department of Prosthodontics
8. HOD Department of Conservative Dentistry
9. HOD Department of Orthodontics
10. HOD Department of Pedodontics
11. HOD Department of Oral Pathology

Dated
20/04/2021

All the dental HOD's are hereby informed to attend the meeting in Committee hall on 21/04/2021 at 10 am

Agenda

1. To discuss the RQUHS orders RQU/APP/GE/4/2021 dated 19/04/2021,
2. Covid protocols in the institute and clinical postings.

Sl. NO.	Name of the Staff	Designation	Sign
1.	Dr. Ramakant Nayak	Principal	
2.	Dr. Preethi K	Vice principal	
3.	Dr. Veerendra Uppin	Academic Incharge	
4.	Dr. Pushpa P	Adm I/c	
5	Dr. Renuka Ammani	HOD OMDR	
6	Dr. Ranganath Nayak	HOD OS	
7	Dr. R.B. Hallikerimath	HOD Prostho	
8	Dr. Madhu Pyar	HOD Cons	
9	Dr. Vijay Naik	HOD Ortho	
10	Dr. C. Yavagal	HOD Pedo	
11	Dr. Vijayalakshmi K	HOD Oral Path	

Minutes of Meeting

Dated: 21/04/2021

A meeting was conducted by the Principal sir with all the Heads of Department on 21/04/2021 at 10 am in the Committee Hall.

Agenda

1. To discuss the RGUHS orders RGU/AFF/GE/42021 dated 19.04.2021
2. Covid protocols in the institute and clinical postings

Meeting started with Principal sir reading the RGUHS circular regarding online classes and offline classes/practicals/clinicals for BDS students.

It was decided in the meeting to conduct offline classes for all BDS students and to review the same in the next meeting to be held next week.

Principal Sir informed that physical presence of all the faculty members, PG's & Interns is mandatory in the view of COVID-19 pandemic as per RGUHS directions.

Principal Sir asked all the members to keep close surveillance of students, teaching & non-teaching staff for covid-19 and all should be instructed to follow COVID appropriate behaviour at all times.

Students should be informed to carry their college Ids during their commute daily to the college and students should be instructed not to leave Belgaum till further notice.

In the meeting it was also decided that security personnel at the gate should allow only the patient inside the campus and not the accompanying persons.

It was decided to conduct next meeting after one week to decide further course of action.

The bottom of the page contains several handwritten signatures in black ink. From left to right, there are approximately eight distinct signatures, some of which are crossed out or written over others. The signatures are in various styles, including cursive and block letters.

Minutes of Meeting

Dated: 28/04/2021

A meeting was conducted by the Principal Sir with all the Heads of Department on 28/04/2021 at 10 am in the Committee Hall.

Principal Sir informed all the members that Dr Zarir Ruttonji is made incharge of RTPCR report verification of all students after lockdown.

Students who wish to stay back and attend clinical postings can do so after taking their parent's consent and permission from respective head of departments.

Attendance should be given to all students for clinical postings during lockdown.

New clinical postings should be prepared from 11th May accommodating major departments in the postings.

Principal Sir informed all HODs to change the name board of staffs that are relieved from the institution and newly joined staff names should be added in the respective departments.

Protocols should be prepared for upcoming university exams during Covid times. All the departments should be ready for all the eventualities and required consumable materials for exams should be indented.

College Ids are issued for all the non teaching staff and they should be instructed to wear it all the time.







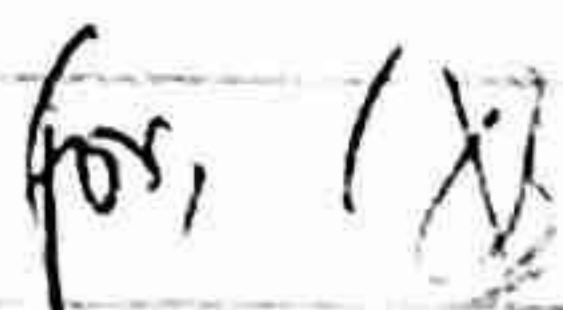






Declaration and Covid history forms should be taken from all the patients. Same was informed to the clerical staff at the counter.

Unnecessary movement of nonteaching staff within the campus should be avoided.

Date
28/04/2021

All the dental HOD's are hereby informed to attend the meeting in Committee hall on 28/04/2021 at 10 am

The Following staff members are present for the meeting

S.No	Name of the staff	Designation	Sign
1	Dr. Romakant Nayak	Principal	
2	Dr. Preethi K	Vice Principal	
3	Dr. Veerendra Uppin	Academic I/C	
4	Dr. Pushpa P	Adm I/C	 28/4/21
5	Dr. Renuka Ammanggi	HOD OMOR	 28/4/21
6	Dr. Anuradha B	Community	
7	Dr. Rangnath Nayak	HOD OS	
8	Dr. R. B. Hallikerimath	HOD Prostho	
9	Dr. Madhu Pujar	HOD Cons	
10	Dr. Chandrashekhar Y	HOD Pedo	
11	Dr. Vijay Naik	HOD Ortho	
11	Dr. Anurati Nayak	HOD Perio	
12	Dr. Vijayalakshmi K.	HOD Oral Path	

Minutes of Meeting

Dated: 10/05/2021

A Zoom online meeting was conducted by the President Madam and Principal Sir with all the Heads of Department on 10/05/2021 at 11 am.

Madam discussed with the members regarding the functioning of dental colleges during lockdown.

Madam informed in the meeting that our staffs and students should not leave station and be ready to work in Covic' set up when we are asked to do so by the RGUHS.

Madam asked the members to share their opinion regarding closing of institution during lockdown as some of our department students have been tested positive in the last few days.

All the members shared their opinion. They also told difficulties in the commute of teaching and non teaching members during lockdown.

It was decided in the meeting to keep the college open and Hod's should take a call regarding number of non teaching staff, pgs reporting to the duties as per their respective department requirements.

Hod's should also ensure that the PG'S and interns of their departments do not travel back home during this lockdown period.

Pr.

and

But

8

the

for

2

Date

10/5/21

A zoom online meeting was scheduled on 10/5/21 at 11am with President Madam and Principal Sir.

The following staff members attended the meeting

S. NO.	Name of the staff	Designation	SIGN
1.	Dr. Ramakant Nayak	Principal	for
2.	Dr. Preethi K	vice-principal	Preethi
3.	Dr. Veerendra Uppin	Academic i/c	
4.	Dr. Pushpa P	Adm i/c	B
5.	Dr. Renuka Ammanggi	HOD	Renuka
6.	Dr. Anuradha B	HOD	anul.
7.	Dr. Rangnath Nayak	HOD	Rangnath
8.	Dr. R.B. Halikerimath	HOD	R.B.
9.	Dr. Madhu Puyar	HOD	Madhu
10.	Dr. Chandrashekhar Y	HOD	Chandrashekhar
11.	Dr. Vijay Naik	HOD	Vijay
12.	Dr. Anzali Nayak	HOD	Anzali
13.	Dr. Vijayalakshmi K	HOD	Vijayalakshmi



Maratha Mandal's

Nathajirao G Halgekar Institute of Dental Sciences & Research centre,
R S No. 47A/2, Near KSRP Ground, Bauxite Road, Belagavi – 590 010
Karnataka, India

Phone: 0831-2477682 Fax: 0831-2479323

Email: mmnghids@gmail.com Website: www.mmhc.edu.in

Ref.No.MM/BDS/MDS /2021-22 / 234


Date: 07/06/2021

CIRCULAR

All the dental HOD's are hereby informed to attend the meeting in the committee hall on 10/06/2021 at 10.00 a.m.

Agenda:

- To discuss the BDS curriculum and skill sets imparted to BDS graduate.


Dr. Ramakant Nayak
Principal

M.M.'s N G Halgekar Institute of Dental Sciences
& Research Centre, Belgaum-590010

Copy to:

Vice Principal
Academic Incharge
Administrative Incharge
HOD Department of OMDR
HOD Department of Oral Surgery
HOD Department of Public Health Dentistry
HOD Department of Prosthodontics
HOD Department of Conservative Dentistry
HOD Department of Orthodontics
HOD Department of Pedodontics
HOD Department of Oral Pathology
HOD Department of periodontology

Minutes of Meeting

Dated: 10/06/2021

A meeting was conducted by the Principal Sir with all the Heads of Department at 10 am in the Committee Hall.

The agenda of the meeting was to discuss the BDS curriculum and skill sets imparted in BDS graduates.

Principal Sir informed all the members regarding Zoom meeting conducted by honourable vice chancellor with all the principals of dental colleges and BOS members regarding various matters with respect to Dentistry. The meeting was regarding "Standards of Reforming Dental education in Karnataka state".

Principal Sir asked all the members to share their measures to be taken to improve the skill sets of BDS students to make them ready for clinical practice.

HOD's discussed various things that they can inculcate in their department lesson planning to improve hard and soft skills of the BDS students.

Various measures like comprehensive cases, different case scenarios, documentations, communication skills, comprehensive dental care, and non patient procedures on the models were discussed.

Principal Sir asked all HOD's to give in writing regarding the additions in the teaching programme for interns to improve their skills sets for clinical practice which will in turn elevate their job opportunities.

The members also discussed about the covid protocol for the students who are returning to institution from out of station post lockdown. It was decided in the meeting that the students should go for three days self quarantine in Belgaum after their arrival. Students should get their RTPCR test done after 3 days of quarantine in Belgaum. Arrangements for samples collection in the campus will be facilitated.

Principal Sir asked all the HOD's to indent all the materials required for upcoming university exams. Sir also asked to get dental chairs maintenance done on regular basis. The HOD'S should instruct the nonteaching staff/PG's to run the hand pieces/waterlines/X ray machines on daily basis.

Handwritten signatures and initials:
1. *CHIM*
2. *AW*
3. *QF*

Date













10/6/2021

A meeting of all the HOD's will be held on 10th June 2021 at 10.00 am in Committee hall.

* Agenda :-

To discuss the BDS curriculum & skill sets imparted to BDS graduate.

The following staff members are present for the meeting :-

Sl. No.	Name of the staff	Designation	Sign
1	Dr. Ramakant Nayak	Principal	
2	Dr. Preethi K.	Vice principal	
3	Dr. Veerendra Uppin	Academic I/c	leave
4	Dr. Pushpa P.	Adm I/c	
5	Dr. Renuka Ammangi	HOD OMDR	
6	Dr. Anuradha B.	Incharge Community	
7	Dr. Rangnath Nayak	HOD OS	
8	Dr. R. B. Hollikemath	HOD Prostho	
9	Dr. Madhu Pujar	HOD Cons	
10	Dr. Chandrashekhar Y	HOD Pedo	
11	Dr. Vijay Naik	HOD Ortho	
12	Dr. Anand Nayak	HOD Pem'o	
13	Dr. Vijayalakshmi K.	HOD Oral Path	

M.M's. N.G. Halgekar Institute of Dental Sciences
& Research Centre, Belagavi-590010.